

Arkansas' 4th District

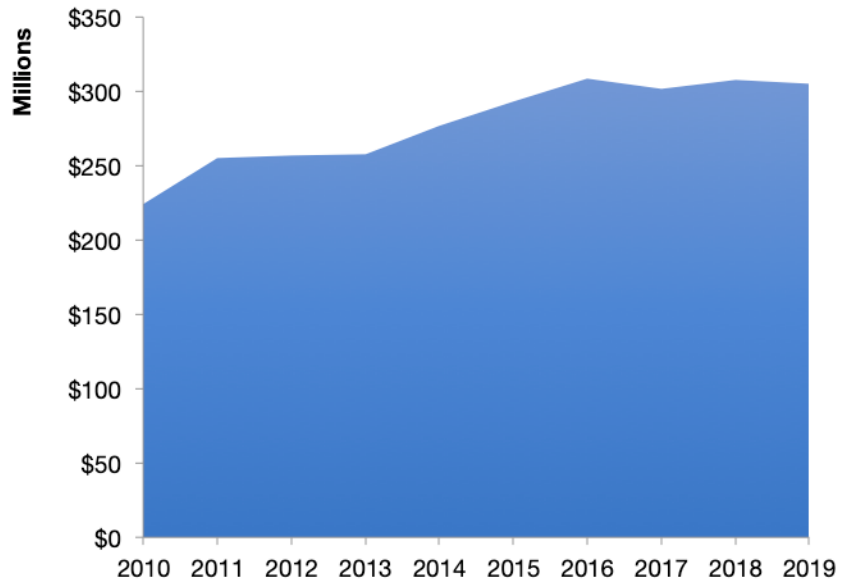
U.S. Services Supply the World

AR-4 has seen a rise in overall services exports since 2010, boosting state economic growth and jobs, and contributing to the overall U.S. services trade surplus of \$289 billion in 2019.

The U.S. services industries are the most competitive and innovative in the world. They provide new economic opportunities and contribute to the successful production of manufacturing and agriculture in the United States and abroad.

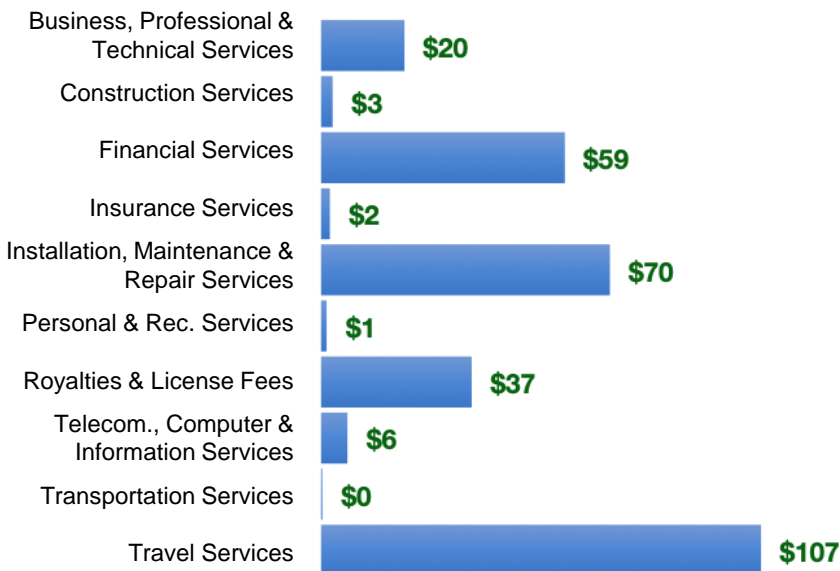
2010	2019
\$224 million	\$305 million

AR-4 Services Exports



AR-4 Services Exports Support 2,050 Jobs

AR-4 Services Exports by Sector, 2019 (\$ millions)



AR-4 Services Exports to Select Countries, 2019

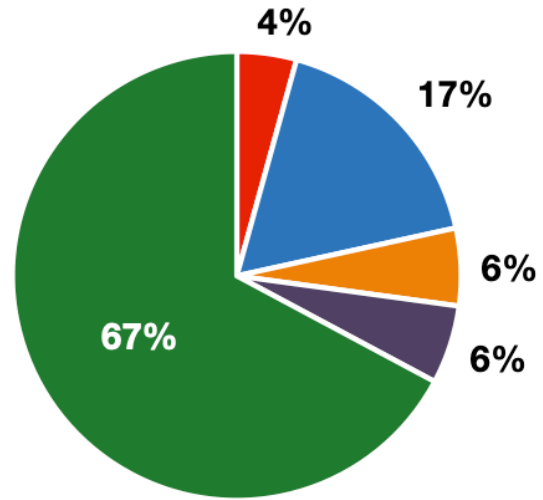
- To China:** \$24 million in services exports supporting 160 jobs
- To Canada:** \$23 million in services exports supporting 160 jobs
- To Mexico:** \$17 million in services exports supporting 130 jobs
- To Korea:** \$8.4 million in services exports supporting 60 jobs
- To Japan:** \$16 million in services exports supporting 100 jobs
- To EU:** \$61 million in services exports supporting 400 jobs
- To UK:** \$29 million in services exports supporting 190 jobs

Arkansas' 4th District

Services Fuel U.S. Jobs and Growth

Services fuel America's economic growth and jobs, generating more than 77 percent of employment in the United States and 68 percent of GDP. Services are a major component of the manufacturing and agricultural sectors, and they boost the competitiveness of those sectors.

In AR-4, services accounted for 67 percent of all jobs in 2019. The top services sector for employment was educational, health care, and social assistance services, which alone employed 72,600 AR-4 workers.



■ Services
 ■ Agriculture
 ■ Manufacturing
 ■ Construction
 ■ Public Administration

AR-4 Industries Employ **292,400** Workers

AR-4 Jobs by Sector and Services Subsector, 2019

Agriculture, Forestry, & Mining	12,600
Construction	16,300
Manufacturing	50,500
Public Administration	16,500
Total Services	196,500
<i>Wholesale Trade</i>	4,770
<i>Retail Trade</i>	31,800
<i>Transportation, Warehousing, & Utilities</i>	15,200
<i>Information</i>	2,970
<i>Finance, Insurance, & Real Estate</i>	12,700
<i>Professional, Scientific, & Management</i>	14,700
<i>Education, Health Care, & Social Assistance</i>	72,600
<i>Arts, Entertainment, Accommodation, & Food</i>	25,800
<i>Other Services</i>	15,800