

WASHINGTON

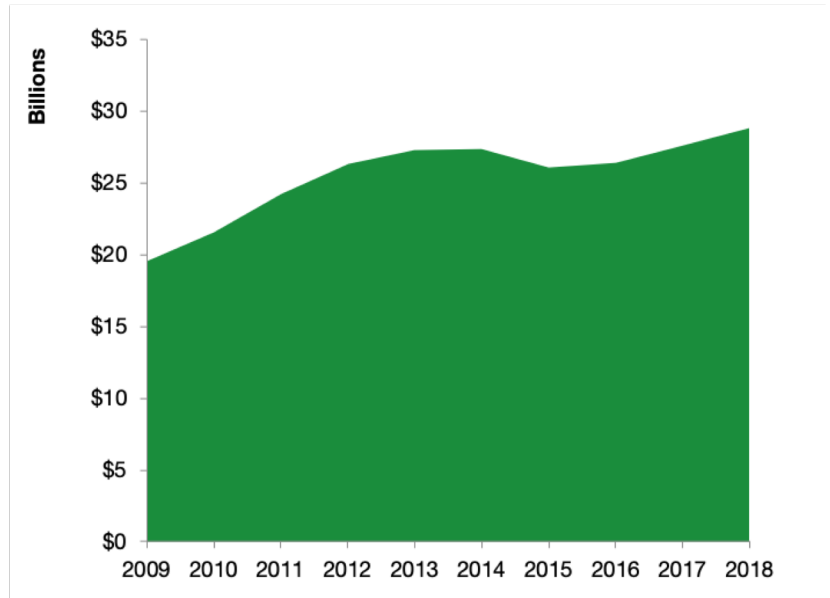
Washington Services Exports

U.S. Services Supply the World

Washington has seen a rise in overall services exports since 2009, boosting state economic growth and jobs, and contributing to the overall U.S. services trade surplus of \$260 billion in 2018.

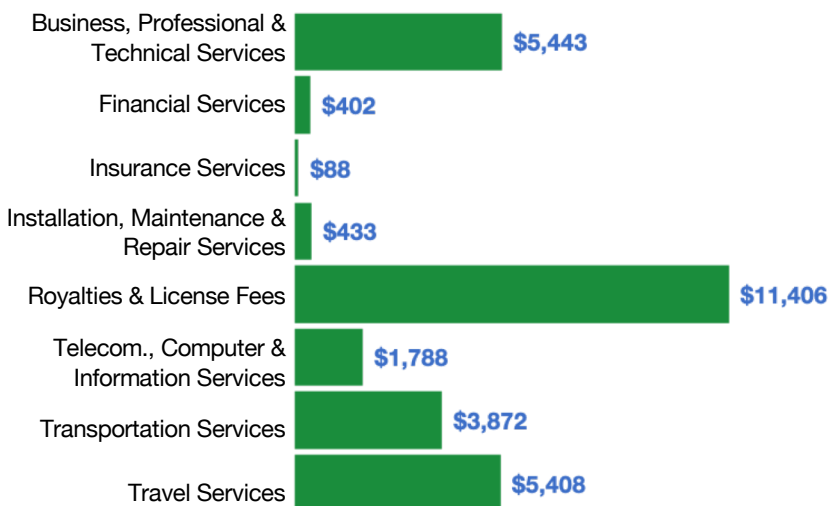
The U.S. services industries are the most competitive and innovative in the world. They provide new economic opportunities and contribute to the successful production of manufacturing and agriculture in the United States and abroad.

2009	2018
\$19.5 billion	\$28.8 billion



Washington Services Exports Support **159,700** Jobs

Washington Services Exports by Sector, 2018 (\$ millions)



Washington Services Exports to Select Countries, 2018

- To China:** \$1.6 billion in services exports supporting **11,200 jobs**
- To Canada:** \$2.0 billion in services exports supporting **12,200 jobs**
- To Mexico:** \$1.0 billion in services exports supporting **7,110 jobs**
- To Korea:** \$1.0 billion in services exports supporting **5,780 jobs**
- To Japan:** \$1.9 billion in services exports supporting **10,400 jobs**
- To EU:** \$8.3 billion in services exports supporting **40,200 jobs**
- To UK:** \$1.9 billion in services exports supporting **11,000 jobs**

* Sources: National data from the U.S. Bureau of Economic Analysis, state export and jobs data from The Trade Partnership.
Copyright 2020. The Coalition of Services Industries. All rights reserved.

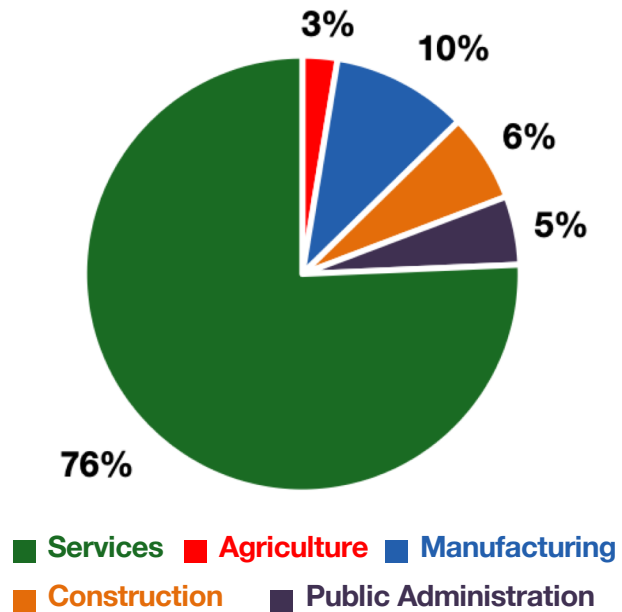
For more information on all fifty states, please visit servicescoalition.org/exports or contact admin@uscsi.org

WASHINGTON

Services Fuel U.S. Jobs and Growth

Services fuel America's economic growth and jobs, generating more than 77 percent of employment in the United States and 68 percent of GDP. Services are a major component of the manufacturing and agricultural sectors, and they boost the competitiveness of those sectors.

In Washington, services accounted for 76 percent of all jobs in 2018. The top services sector for employment was educational services, and health care and social assistance, which alone employed 757,900 Washington workers.



Washington Services Industries Employ **2.7 Million** Workers

Washington Jobs by Sector and Services Subsector, 2018

Agriculture, Forestry, & Mining	91,200
Construction	230,200
Manufacturing	354,400
Public Administration	178,600
Total Services	2,659,500
<i>Wholesale Trade</i>	97,500
<i>Retail Trade</i>	411,200
<i>Transportation, Warehousing, & Utilities</i>	186,100
<i>Information</i>	79,000
<i>Finance, Insurance, & Real Estate</i>	187,600
<i>Professional, Scientific, & Management</i>	454,900
<i>Education, Health Care, & Social Assistance</i>	757,900
<i>Arts, Entertainment, Accommodation, & Food</i>	324,200
<i>Other Services</i>	161,100