

VERMONT

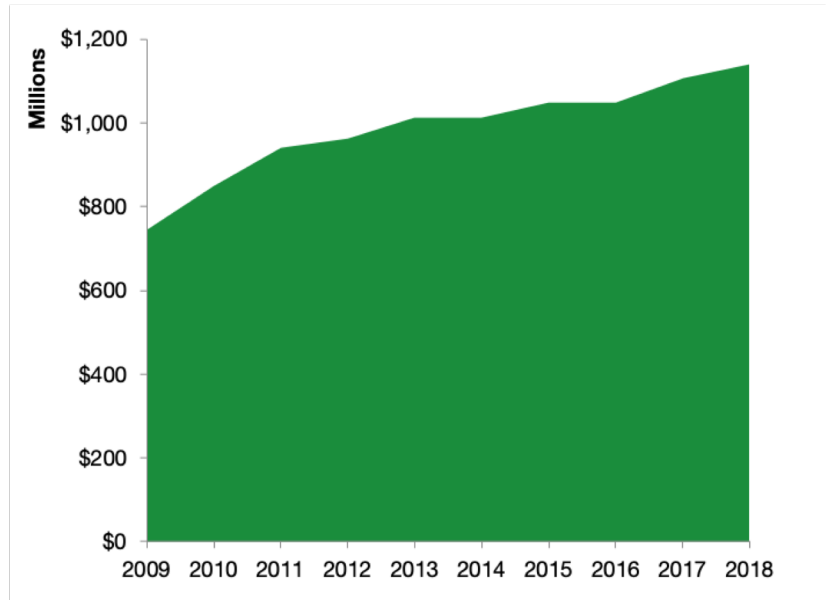
Vermont Services Exports

U.S. Services Supply the World

Vermont has seen a rise in overall services exports since 2009, boosting state economic growth and jobs, and contributing to the overall U.S. services trade surplus of \$260 billion in 2018.

The U.S. services industries are the most competitive and innovative in the world. They provide new economic opportunities and contribute to the successful production of manufacturing and agriculture in the United States and abroad.

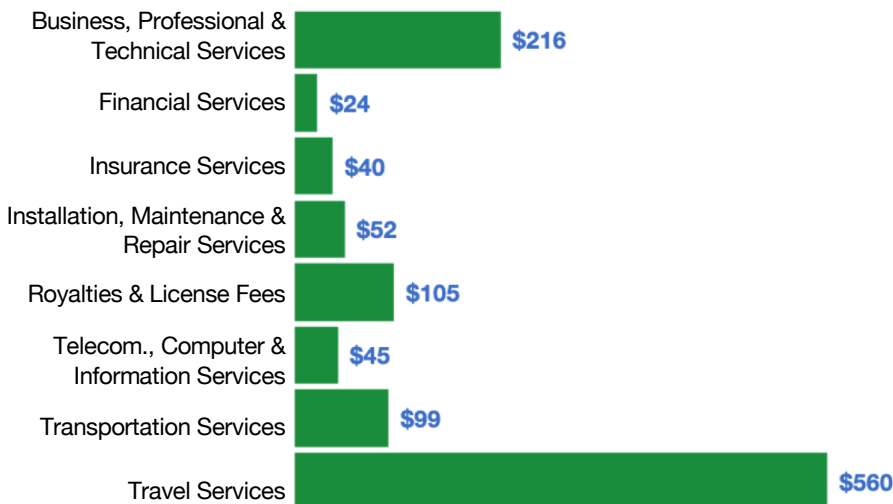
2009	2018
\$743 million	\$1.1 billion



Vermont Services Exports Support 9,010 Jobs

Vermont Services Exports by Sector, 2018 (\$ millions)

Vermont Services Exports to Select Countries, 2018



- To China:** \$93 million in services exports supporting 840 jobs
- To Canada:** \$139 million in services exports supporting 980 jobs
- To Mexico:** \$62 million in services exports supporting 560 jobs
- To Korea:** \$34 million in services exports supporting 290 jobs
- To Japan:** \$56 million in services exports supporting 440 jobs
- To EU:** \$239 million in services exports supporting 1,730 jobs
- To UK:** \$86 million in services exports supporting 690 jobs

* Sources: National data from the U.S. Bureau of Economic Analysis, state export and jobs data from The Trade Partnership.
Copyright 2020. The Coalition of Services Industries. All rights reserved.

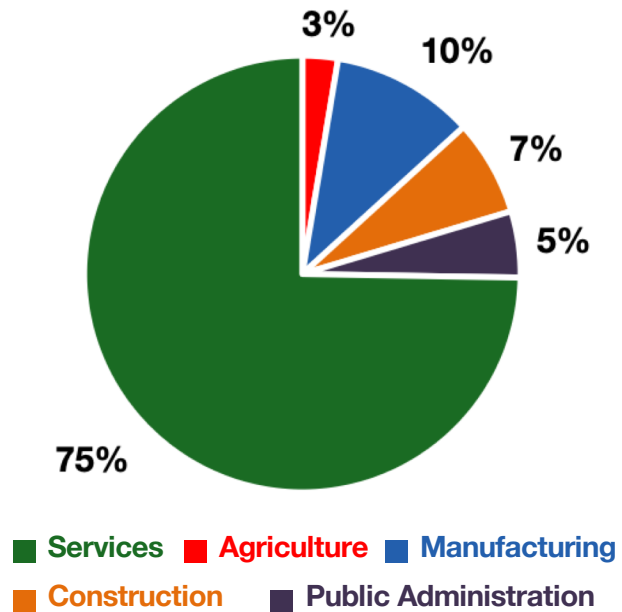
For more information on all fifty states, please visit servicescoalition.org/exports or contact admin@uscsi.org

VERMONT

Services Fuel U.S. Jobs and Growth

Services fuel America's economic growth and jobs, generating more than 77 percent of employment in the United States and 68 percent of GDP. Services are a major component of the manufacturing and agricultural sectors, and they boost the competitiveness of those sectors.

In Vermont, services accounted for 75 percent of all jobs in 2018. The top services sector for employment was educational services, and health care and social assistance, which alone employed 93,800 Vermont workers.



Vermont Services Industries Employ **245,700** Workers

Vermont Jobs by Sector and Services Subsector, 2018

Agriculture, Forestry, & Mining	8,650
Construction	23,400
Manufacturing	34,900
Public Administration	16,100
Total Services	245,700
<i>Wholesale Trade</i>	7,010
<i>Retail Trade</i>	38,800
<i>Transportation, Warehousing, & Utilities</i>	10,400
<i>Information</i>	5,840
<i>Finance, Insurance, & Real Estate</i>	14,700
<i>Professional, Scientific, & Management</i>	29,200
<i>Education, Health Care, & Social Assistance</i>	93,800
<i>Arts, Entertainment, Accommodation, & Food</i>	31,800
<i>Other Services</i>	14,200