

VIRGINIA

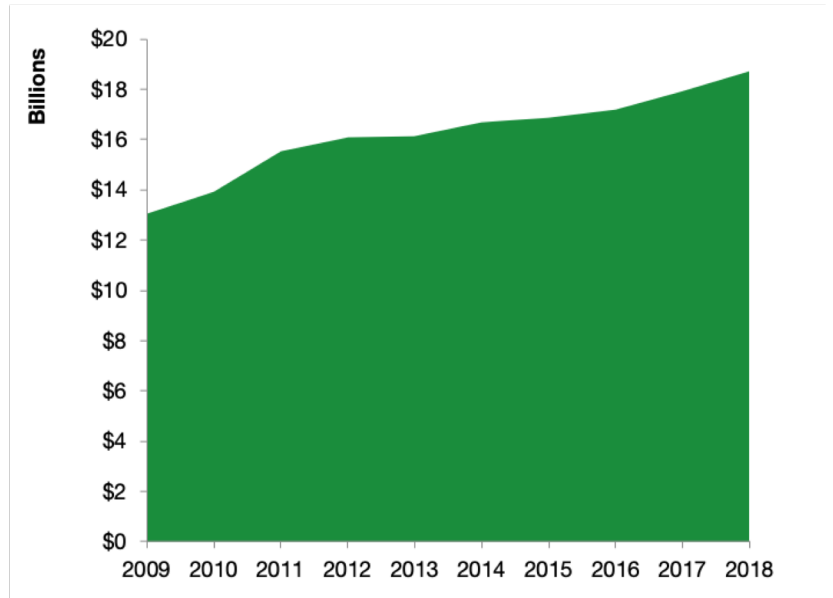
U.S. Services Supply the World

Virginia has seen a rise in overall services exports since 2009, boosting state economic growth and jobs, and contributing to the overall U.S. services trade surplus of \$260 billion in 2018.

The U.S. services industries are the most competitive and innovative in the world. They provide new economic opportunities and contribute to the successful production of manufacturing and agriculture in the United States and abroad.

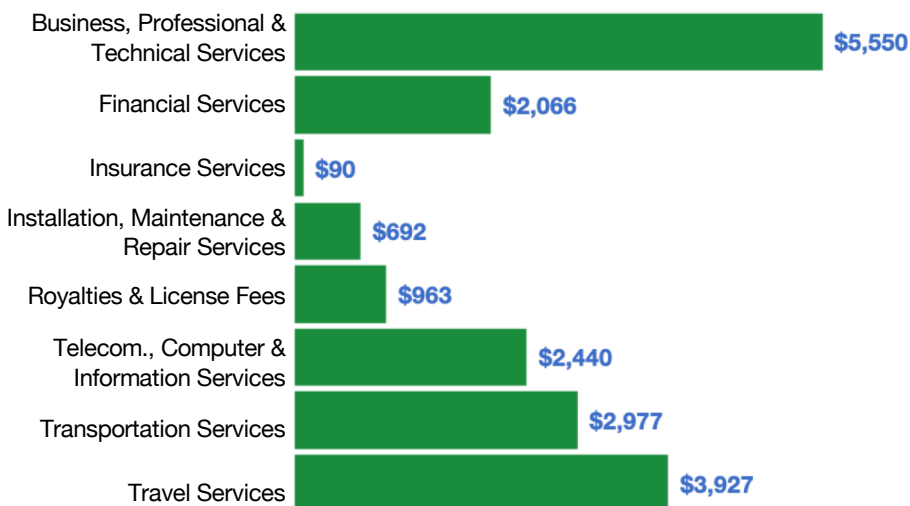
2009	2018
\$13.1 billion	\$18.7 billion

Virginia Services Exports



Virginia Services Exports Support 133,600 Jobs

Virginia Services Exports by Sector, 2018 (\$ millions)



Virginia Services Exports to Select Countries, 2018

- To China:** \$1.1 billion in services exports supporting 9,110 jobs
- To Canada:** \$1.5 billion in services exports supporting 11,000 jobs
- To Mexico:** \$740 million in services exports supporting 5,810 jobs
- To Korea:** \$364 million in services exports supporting 2,940 jobs
- To Japan:** \$1.0 billion in services exports supporting 6,710 jobs
- To EU:** \$4.5 billion in services exports supporting 30,400 jobs
- To UK:** \$1.9 billion in services exports supporting 12,900 jobs

* Sources: National data from the U.S. Bureau of Economic Analysis, state export and jobs data from The Trade Partnership.
Copyright 2020. The Coalition of Services Industries. All rights reserved.

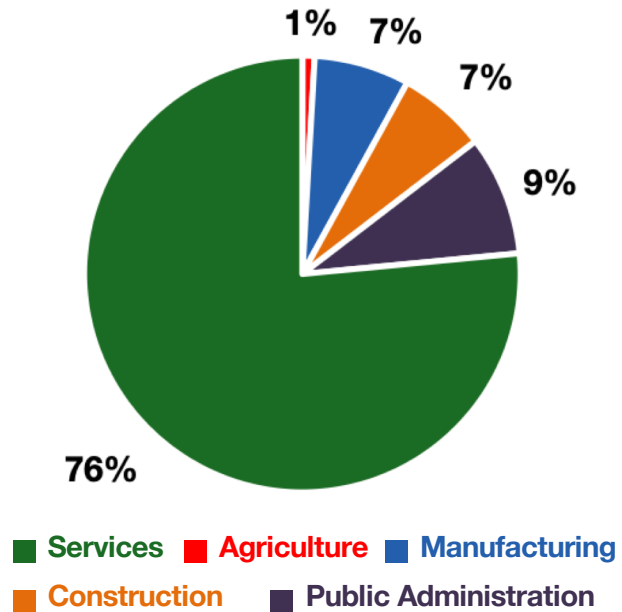
For more information on all fifty states, please visit servicescoalition.org/exports or contact admin@uscsi.org

VIRGINIA

Services Fuel U.S. Jobs and Growth

Services fuel America's economic growth and jobs, generating more than 77 percent of employment in the United States and 68 percent of GDP. Services are a major component of the manufacturing and agricultural sectors, and they boost the competitiveness of those sectors.

In Virginia, services accounted for 76 percent of all jobs in 2018. The top services sector for employment was educational services, and health care and social assistance, which alone employed 909,500 Virginia workers.



Virginia Services Industries Employ **3.2 Million** Workers

Virginia Jobs by Sector and Services Subsector, 2018

Agriculture, Forestry, & Mining	37,400
Construction	271,900
Manufacturing	291,500
Public Administration	366,400
Total Services	3,151,400
<i>Wholesale Trade</i>	75,900
<i>Retail Trade</i>	432,000
<i>Transportation, Warehousing, & Utilities</i>	181,300
<i>Information</i>	81,800
<i>Finance, Insurance, & Real Estate</i>	258,600
<i>Professional, Scientific, & Management</i>	628,700
<i>Education, Health Care, & Social Assistance</i>	909,500
<i>Arts, Entertainment, Accommodation, & Food</i>	366,700
<i>Other Services</i>	216,900