

# TEXAS

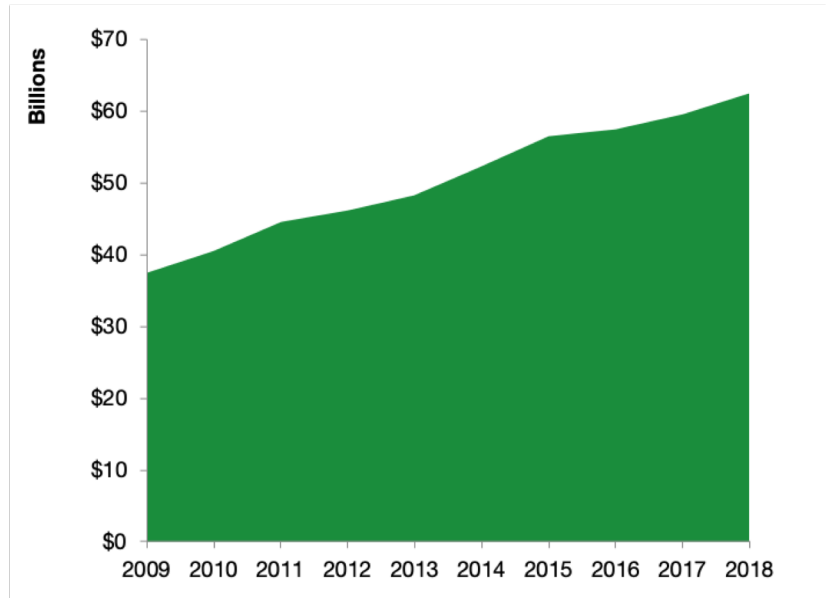
## Texas Services Exports

### U.S. Services Supply the World

Texas has seen a rise in overall services exports since 2009, boosting state economic growth and jobs, and contributing to the overall U.S. services trade surplus of \$260 billion in 2018.

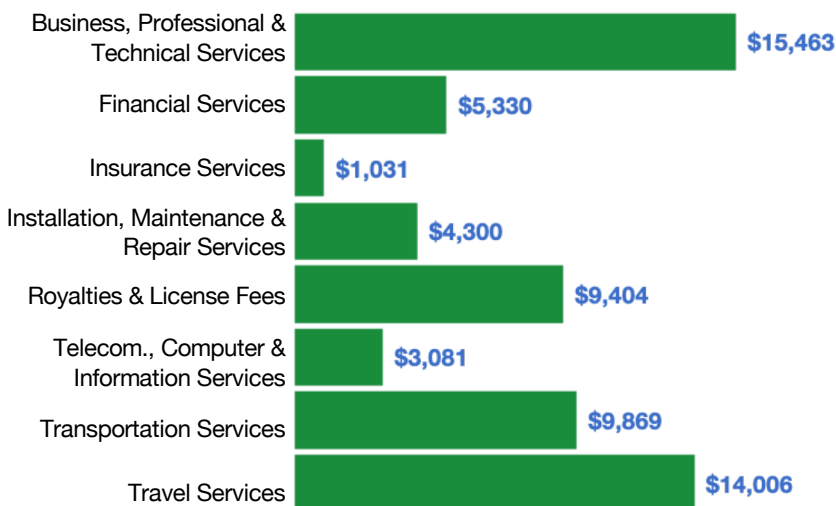
The U.S. services industries are the most competitive and innovative in the world. They provide new economic opportunities and contribute to the successful production of manufacturing and agriculture in the United States and abroad.

2009	2018
<b>\$37.4 billion</b>	<b>\$62.5 billion</b>



## Texas Services Exports Support 420,500 Jobs

### Texas Services Exports by Sector, 2018 (\$ millions)



### Texas Services Exports to Select Countries, 2018

- To China:** \$4.2 billion in services exports supporting 32,300 jobs
- To Canada:** \$4.6 billion in services exports supporting 31,900 jobs
- To Mexico:** \$2.8 billion in services exports supporting 20,700 jobs
- To Korea:** \$1.8 billion in services exports supporting 12,500 jobs
- To Japan:** \$3.6 billion in services exports supporting 22,400 jobs
- To EU:** \$14.2 billion in services exports supporting 90,600 jobs
- To UK:** \$5.3 billion in services exports supporting 35,600 jobs

\* Sources: National data from the U.S. Bureau of Economic Analysis, state export and jobs data from The Trade Partnership. Copyright 2020. The Coalition of Services Industries. All rights reserved.

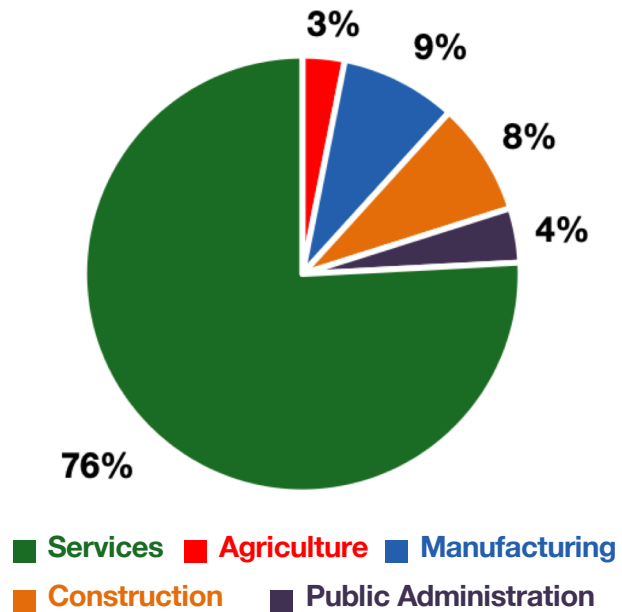
For more information on all fifty states, please visit [servicescoalition.org/exports](https://servicescoalition.org/exports) or contact [admin@uscsi.org](mailto:admin@uscsi.org)

## TEXAS

### Services Fuel U.S. Jobs and Growth

Services fuel America's economic growth and jobs, generating more than 77 percent of employment in the United States and 68 percent of GDP. Services are a major component of the manufacturing and agricultural sectors, and they boost the competitiveness of those sectors.

In Texas, services accounted for 76 percent of all jobs in 2018. The top services sector for employment was educational services, and health care and social assistance, which alone employed 2,805,200 Texas workers.



Texas Services Industries Employ **9.8 Million** Workers

### Texas Jobs by Sector and Services Subsector, 2018

Agriculture, Forestry, & Mining	407,000
Construction	1,088,700
Manufacturing	1,117,000
Public Administration	525,000
<b>Total Services</b>	<b>9,847,900</b>
<i>Wholesale Trade</i>	380,300
<i>Retail Trade</i>	1,483,400
<i>Transportation, Warehousing, &amp; Utilities</i>	741,300
<i>Information</i>	229,800
<i>Finance, Insurance, &amp; Real Estate</i>	862,000
<i>Professional, Scientific, &amp; Management</i>	1,480,500
<i>Education, Health Care, &amp; Social Assistance</i>	2,805,200
<i>Arts, Entertainment, Accommodation, &amp; Food</i>	1,192,200
<i>Other Services</i>	673,200