

## SOUTH DAKOTA

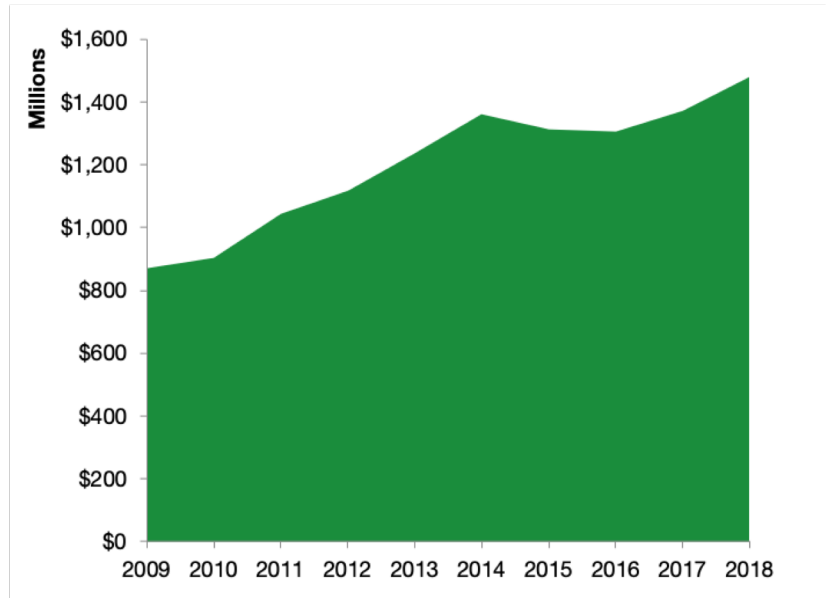
### South Dakota Services Exports

#### U.S. Services Supply the World

South Dakota has seen a rise in overall services exports since 2009, boosting state economic growth and jobs, and contributing to the overall U.S. services trade surplus of \$260 billion in 2018.

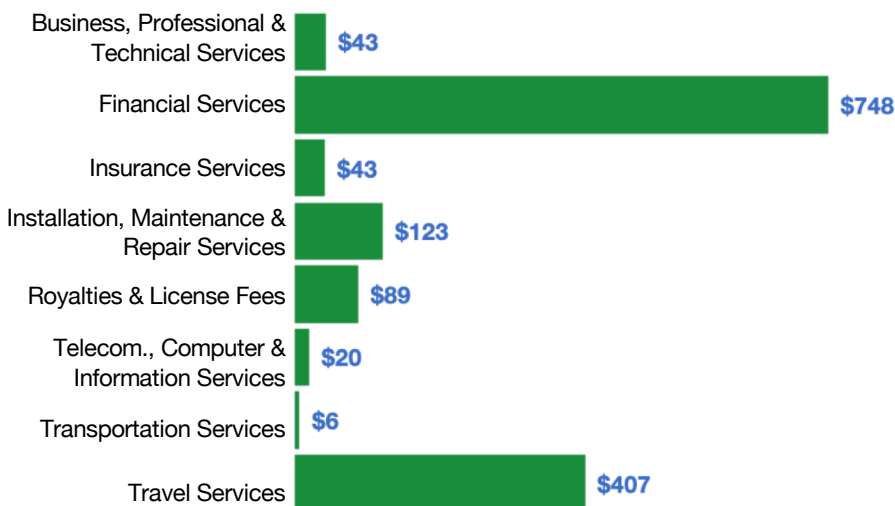
The U.S. services industries are the most competitive and innovative in the world. They provide new economic opportunities and contribute to the successful production of manufacturing and agriculture in the United States and abroad.

2009	2018
<b>\$872 million</b>	<b>\$1.5 billion</b>



### South Dakota Services Exports Support **10,300** Jobs

#### South Dakota Services Exports by Sector, 2018 (\$ millions)



#### South Dakota Services Exports to Select Countries, 2018

- To China:** \$97 million in services exports supporting **730 jobs**
- To Canada:** \$111 million in services exports supporting **800 jobs**
- To Mexico:** \$57 million in services exports supporting **470 jobs**
- To Korea:** \$34 million in services exports supporting **260 jobs**
- To Japan:** \$68 million in services exports supporting **480 jobs**
- To EU:** \$254 million in services exports supporting **1,730 jobs**
- To UK:** \$169 million in services exports supporting **1,120 jobs**

\* Sources: National data from the U.S. Bureau of Economic Analysis, state export and jobs data from The Trade Partnership.  
Copyright 2020. The Coalition of Services Industries. All rights reserved.

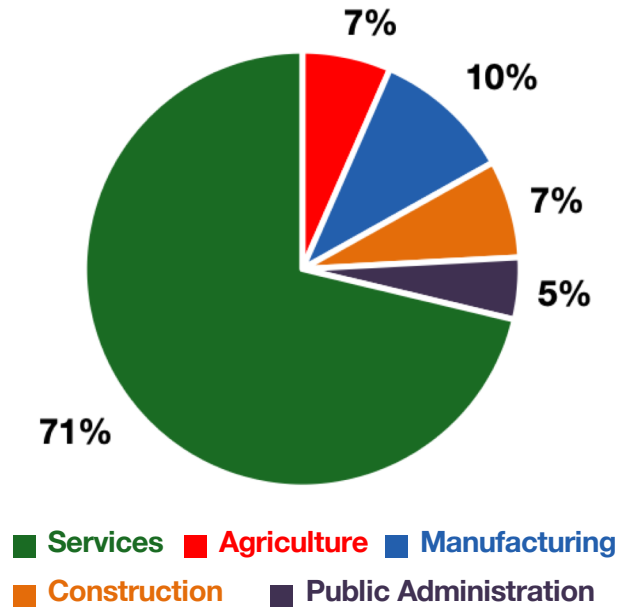
For more information on all fifty states, please visit [servicescoalition.org/exports](https://servicescoalition.org/exports) or contact [admin@uscsi.org](mailto:admin@uscsi.org)

## SOUTH DAKOTA

### Services Fuel U.S. Jobs and Growth

Services fuel America's economic growth and jobs, generating more than 77 percent of employment in the United States and 68 percent of GDP. Services are a major component of the manufacturing and agricultural sectors, and they boost the competitiveness of those sectors.

In South Dakota, services accounted for 71 percent of all jobs in 2018. The top services sector for employment was educational services, and health care and social assistance, which alone employed 107,800 South Dakota workers.



South Dakota Services Industries Employ **315,600** Workers

### South Dakota Jobs by Sector and Services Subsector, 2018

Agriculture, Forestry, & Mining	29,100
Construction	32,100
Manufacturing	45,700
Public Administration	20,300
<b>Total Services</b>	<b>315,600</b>
<i>Wholesale Trade</i>	12,900
<i>Retail Trade</i>	50,600
<i>Transportation, Warehousing, &amp; Utilities</i>	18,800
<i>Information</i>	6,520
<i>Finance, Insurance, &amp; Real Estate</i>	31,900
<i>Professional, Scientific, &amp; Management</i>	27,600
<i>Education, Health Care, &amp; Social Assistance</i>	107,800
<i>Arts, Entertainment, Accommodation, &amp; Food</i>	39,800
<i>Other Services</i>	19,600