

SOUTH CAROLINA

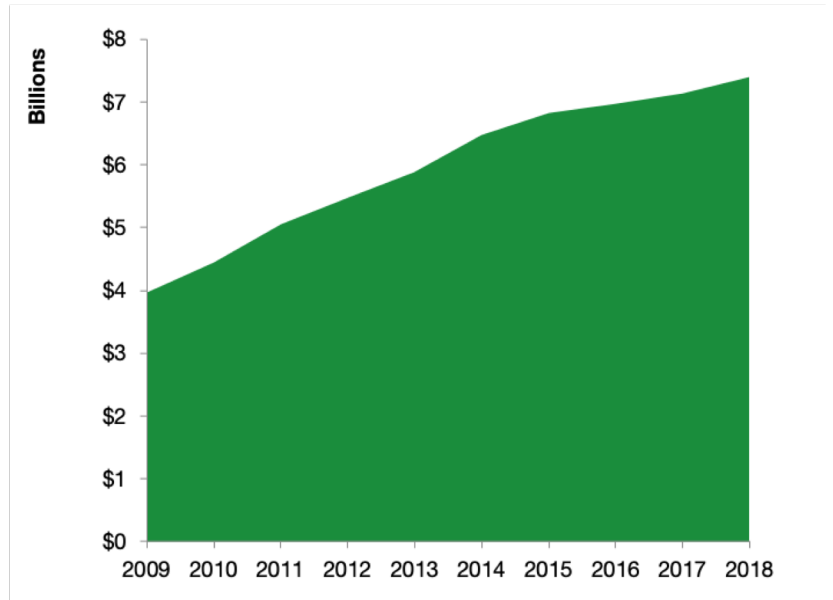
South Carolina Services Exports

U.S. Services Supply the World

South Carolina has seen a rise in overall services exports since 2009, boosting state economic growth and jobs, and contributing to the overall U.S. services trade surplus of \$260 billion in 2018.

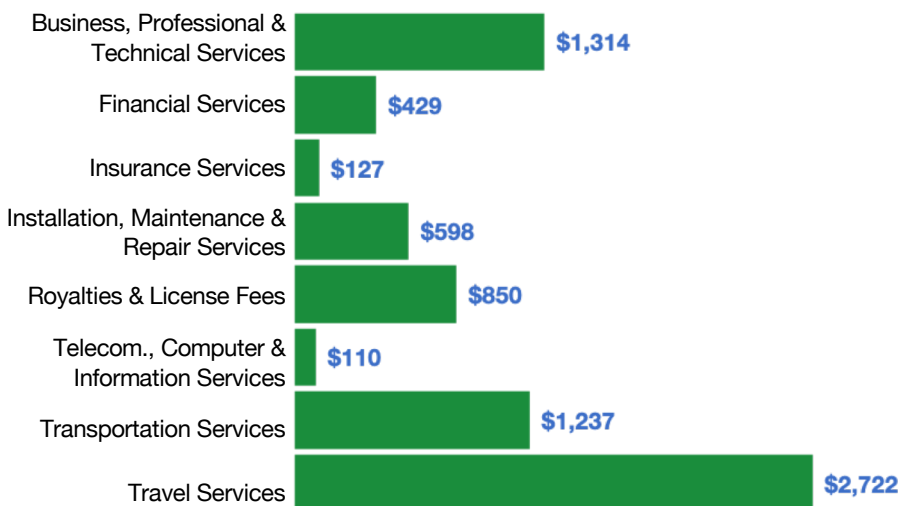
The U.S. services industries are the most competitive and innovative in the world. They provide new economic opportunities and contribute to the successful production of manufacturing and agriculture in the United States and abroad.

2009	2018
\$4.0 billion	\$7.4 billion



South Carolina Services Exports Support **54,400** Jobs

South Carolina Services Exports by Sector, 2018 (\$ millions)



South Carolina Services Exports to Select Countries, 2018

- To China:** \$542 million in services exports supporting **4,390 jobs**
- To Canada:** \$506 million in services exports supporting **4,120 jobs**
- To Mexico:** \$347 million in services exports supporting **3,060 jobs**
- To Korea:** \$226 million in services exports supporting **1,740 jobs**
- To Japan:** \$427 million in services exports supporting **2,990 jobs**
- To EU:** \$1.9 billion in services exports supporting **12,500 jobs**
- To UK:** \$548 million in services exports supporting **4,150 jobs**

* Sources: National data from the U.S. Bureau of Economic Analysis, state export and jobs data from The Trade Partnership. Copyright 2020. The Coalition of Services Industries. All rights reserved.

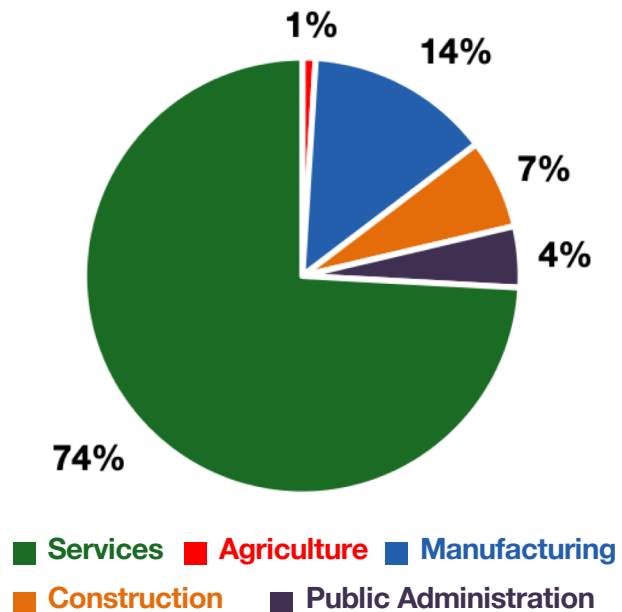
For more information on all fifty states, please visit servicescoalition.org/exports or contact admin@uscsi.org

SOUTH CAROLINA

Services Fuel U.S. Jobs and Growth

Services fuel America's economic growth and jobs, generating more than 77 percent of employment in the United States and 68 percent of GDP. Services are a major component of the manufacturing and agricultural sectors, and they boost the competitiveness of those sectors.

In South Carolina, services accounted for 74 percent of all jobs in 2018. The top services sector for employment was educational services, and health care and social assistance, which alone employed 482,200 South Carolina workers.



South Carolina Services Industries Employ **1.7 Million** Workers

South Carolina Jobs by Sector and Services Subsector, 2018

Agriculture, Forestry, & Mining	22,000
Construction	148,100
Manufacturing	304,900
Public Administration	100,800
Total Services	1,651,500
<i>Wholesale Trade</i>	56,800
<i>Retail Trade</i>	270,000
<i>Transportation, Warehousing, & Utilities</i>	110,300
<i>Information</i>	38,600
<i>Finance, Insurance, & Real Estate</i>	128,400
<i>Professional, Scientific, & Management</i>	226,000
<i>Education, Health Care, & Social Assistance</i>	482,200
<i>Arts, Entertainment, Accommodation, & Food</i>	226,100
<i>Other Services</i>	113,200