

PENNSYLVANIA

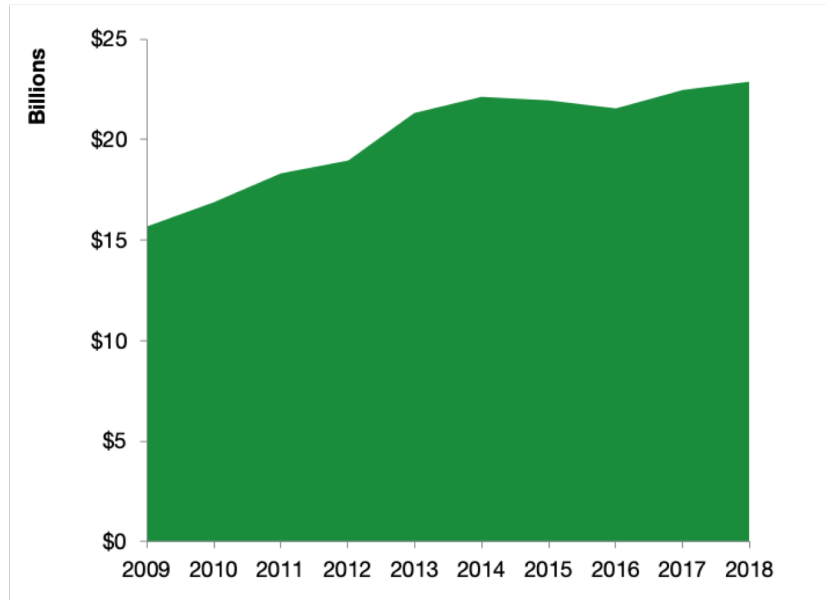
Pennsylvania Services Exports

U.S. Services Supply the World

Pennsylvania has seen a rise in overall services exports since 2009, boosting state economic growth and jobs, and contributing to the overall U.S. services trade surplus of \$260 billion in 2018.

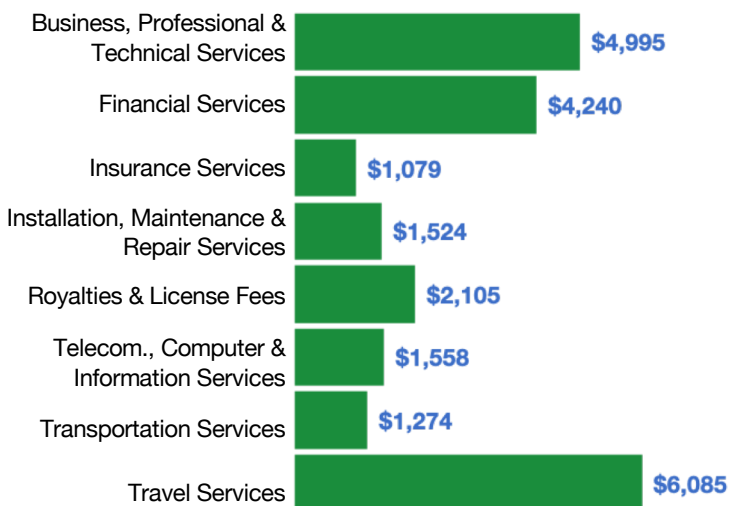
The U.S. services industries are the most competitive and innovative in the world. They provide new economic opportunities and contribute to the successful production of manufacturing and agriculture in the United States and abroad.

2009	2018
\$15.7 billion	\$22.9 billion



Pennsylvania Services Exports Support **159,800** Jobs

Pennsylvania Services Exports by Sector, 2018 (\$ millions)



Pennsylvania Services Exports to Select Countries, 2018

- To China:** \$1.7 billion in services exports supporting **16,600 jobs**
- To Canada:** \$1.7 billion in services exports supporting **11,700 jobs**
- To Mexico:** \$831 million in services exports supporting **6,570 jobs**
- To Korea:** \$585 million in services exports supporting **4,720 jobs**
- To Japan:** \$1.1 billion in services exports supporting **7,480 jobs**
- To EU:** \$4.7 billion in services exports supporting **28,700 jobs**
- To UK:** \$2.2 billion in services exports supporting **14,000 jobs**

* Sources: National data from the U.S. Bureau of Economic Analysis, state export and jobs data from The Trade Partnership.
Copyright 2020. The Coalition of Services Industries. All rights reserved.

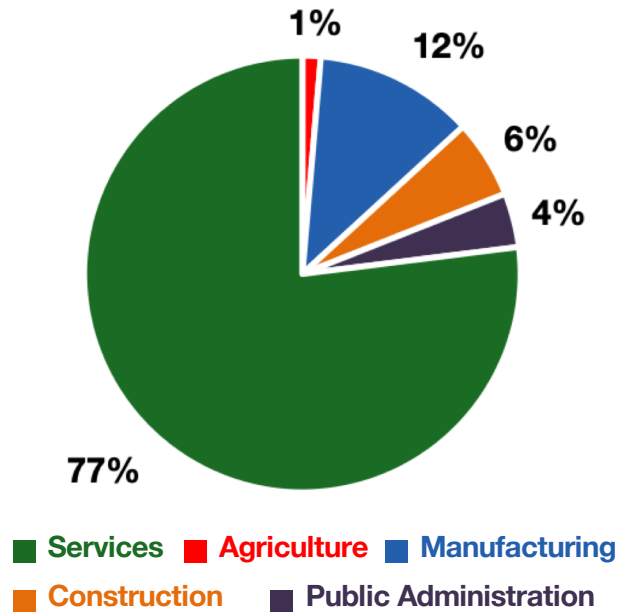
For more information on all fifty states, please visit servicescoalition.org/exports or contact admin@uscsi.org

PENNSYLVANIA

Services Fuel U.S. Jobs and Growth

Services fuel America's economic growth and jobs, generating more than 77 percent of employment in the United States and 68 percent of GDP. Services are a major component of the manufacturing and agricultural sectors, and they boost the competitiveness of those sectors.

In Pennsylvania, services accounted for 77 percent of all jobs in 2018. The top services sector for employment was educational services, and health care and social assistance, which alone employed 1,590,200 Pennsylvania workers.



Pennsylvania Services Industries Employ **4.7 Million** Workers

Pennsylvania Jobs by Sector and Services Subsector, 2018

Agriculture, Forestry, & Mining	83,600
Construction	357,600
Manufacturing	728,000
Public Administration	247,100
Total Services	4,735,700
<i>Wholesale Trade</i>	169,200
<i>Retail Trade</i>	697,500
<i>Transportation, Warehousing, & Utilities</i>	337,000
<i>Information</i>	102,800
<i>Finance, Insurance, & Real Estate</i>	397,600
<i>Professional, Scientific, & Management</i>	636,300
<i>Education, Health Care, & Social Assistance</i>	1,590,200
<i>Arts, Entertainment, Accommodation, & Food</i>	516,500
<i>Other Services</i>	288,700