

OKLAHOMA

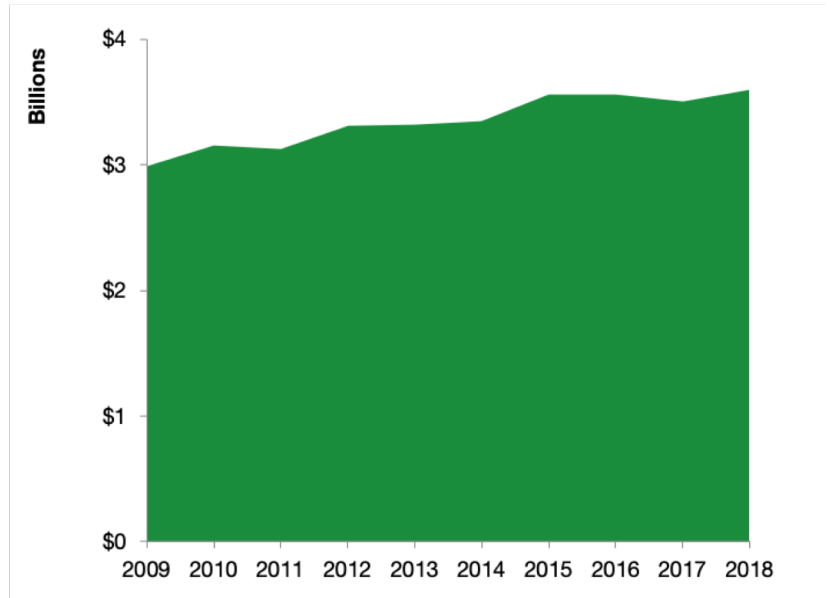
Oklahoma Services Exports

U.S. Services Supply the World

Oklahoma has seen a rise in overall services exports since 2009, boosting state economic growth and jobs, and contributing to the overall U.S. services trade surplus of \$260 billion in 2018.

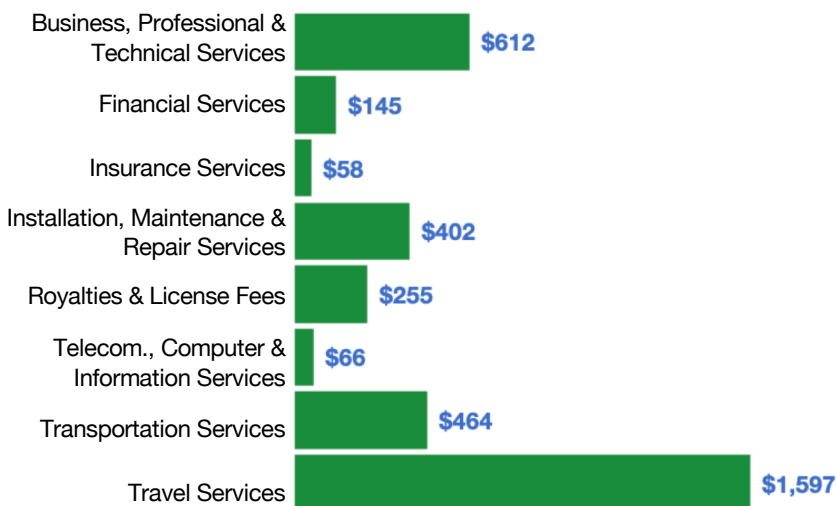
The U.S. services industries are the most competitive and innovative in the world. They provide new economic opportunities and contribute to the successful production of manufacturing and agriculture in the United States and abroad.

2009	2018
\$3.0 billion	\$3.6 billion



Oklahoma Services Exports Support 27,600 Jobs

Oklahoma Services Exports by Sector, 2018 (\$ millions)



Oklahoma Services Exports to Select Countries, 2018

- To China:** \$328 million in services exports supporting 2,770 jobs
- To Canada:** \$320 million in services exports supporting 2,410 jobs
- To Mexico:** \$220 million in services exports supporting 1,790 jobs
- To Korea:** \$106 million in services exports supporting 900 jobs
- To Japan:** \$224 million in services exports supporting 1,560 jobs
- To EU:** \$628 million in services exports supporting 4,630 jobs
- To UK:** \$278 million in services exports supporting 2,080 jobs

* Sources: National data from the U.S. Bureau of Economic Analysis, state export and jobs data from The Trade Partnership.
Copyright 2020. The Coalition of Services Industries. All rights reserved.

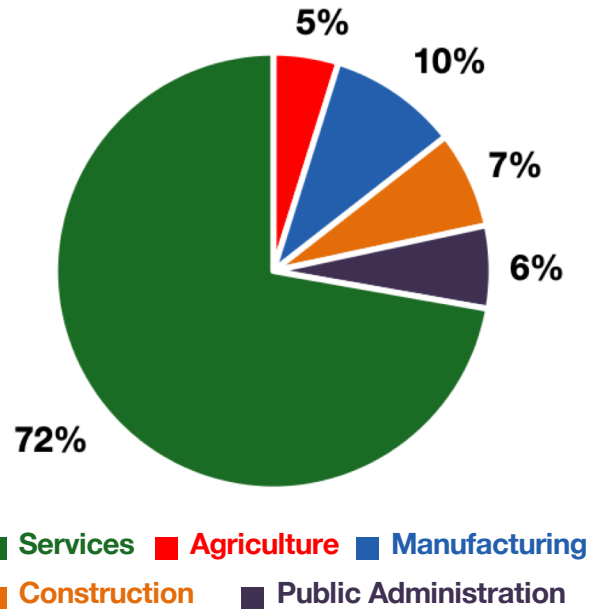
For more information on all fifty states, please visit servicescoalition.org/exports or contact admin@uscsi.org

OKLAHOMA

Services Fuel U.S. Jobs and Growth

Services fuel America's economic growth and jobs, generating more than 77 percent of employment in the United States and 68 percent of GDP. Services are a major component of the manufacturing and agricultural sectors, and they boost the competitiveness of those sectors.

In Oklahoma, services accounted for 72 percent of all jobs in 2018. The top services sector for employment was educational services, and health care and social assistance, which alone employed 394,800 Oklahoma workers.



Oklahoma Services Industries Employ **1.3 Million** Workers

Oklahoma Jobs by Sector and Services Subsector, 2018

Agriculture, Forestry, & Mining	85,100
Construction	126,300
Manufacturing	169,700
Public Administration	108,200
Total Services	1,272,000
<i>Wholesale Trade</i>	45,500
<i>Retail Trade</i>	203,800
<i>Transportation, Warehousing, & Utilities</i>	91,700
<i>Information</i>	29,900
<i>Finance, Insurance, & Real Estate</i>	97,500
<i>Professional, Scientific, & Management</i>	148,000
<i>Education, Health Care, & Social Assistance</i>	394,800
<i>Arts, Entertainment, Accommodation, & Food</i>	168,600
<i>Other Services</i>	92,400