

## NEVADA

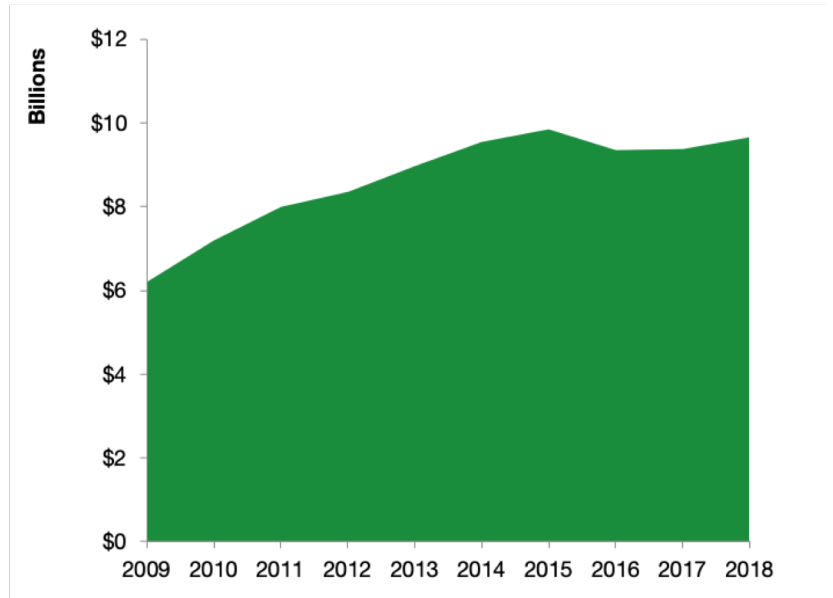
### Nevada Services Exports

#### U.S. Services Supply the World

Nevada has seen a rise in overall services exports since 2009, boosting state economic growth and jobs, and contributing to the overall U.S. services trade surplus of \$260 billion in 2018.

The U.S. services industries are the most competitive and innovative in the world. They provide new economic opportunities and contribute to the successful production of manufacturing and agriculture in the United States and abroad.

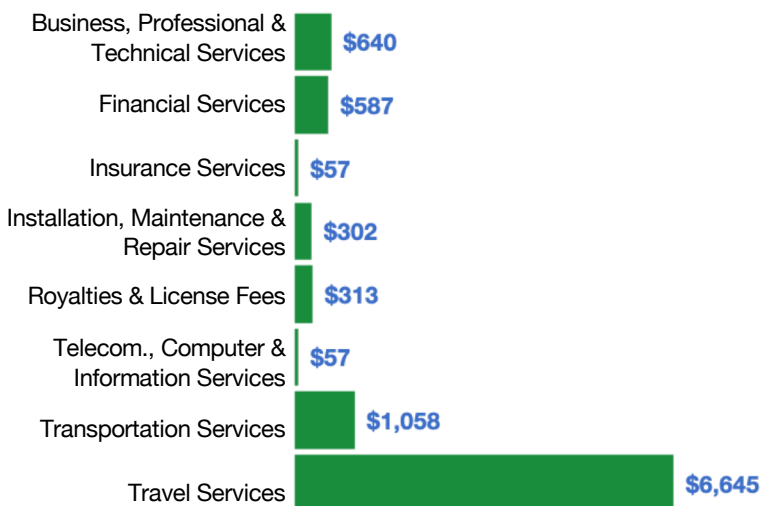
2009	2018
<b>\$6.2 billion</b>	<b>\$9.7 billion</b>



### Nevada Services Exports Support **81,100** Jobs

#### Nevada Services Exports by Sector, 2018 (\$ millions)

#### Nevada Services Exports to Select Countries, 2018



- To China:** \$853 million in services exports supporting **7,550 jobs**
- To Canada:** \$959 million in services exports supporting **8,020 jobs**
- To Mexico:** \$801 million in services exports supporting **7,140 jobs**
- To Korea:** \$325 million in services exports supporting **2,980 jobs**
- To Japan:** \$613 million in services exports supporting **4,840 jobs**
- To EU:** \$1.6 billion in services exports supporting **13,100 jobs**
- To UK:** \$783 million in services exports supporting **6,360 jobs**

\* Sources: National data from the U.S. Bureau of Economic Analysis, state export and jobs data from The Trade Partnership.  
Copyright 2020. The Coalition of Services Industries. All rights reserved.

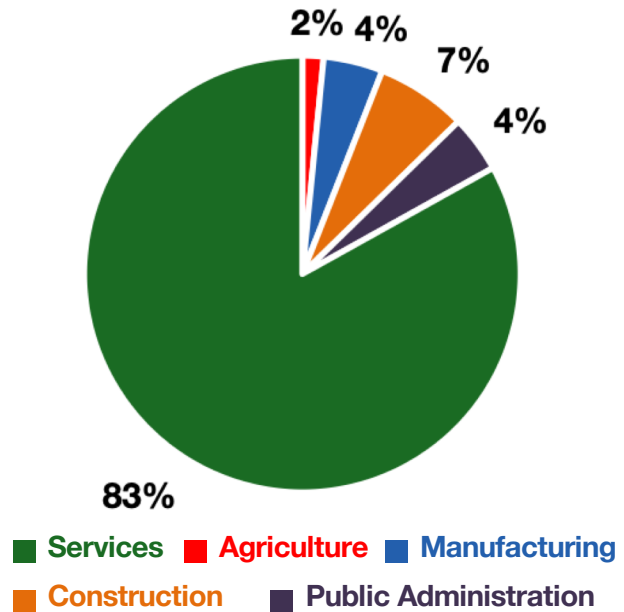
For more information on all fifty states, please visit [servicescoalition.org/exports](https://servicescoalition.org/exports) or contact [admin@uscsi.org](mailto:admin@uscsi.org)

## NEVADA

### Services Fuel U.S. Jobs and Growth

Services fuel America's economic growth and jobs, generating more than 77 percent of employment in the United States and 68 percent of GDP. Services are a major component of the manufacturing and agricultural sectors, and they boost the competitiveness of those sectors.

In Nevada, services accounted for 83 percent of all jobs in 2018. The top services sector for employment was arts, entertainment, and recreation, and accommodation and food services, which alone employed 339,700 Nevada workers.



Nevada Services Industries Employ **1.1 Million** Workers

### Nevada Jobs by Sector and Services Subsector, 2018

Agriculture, Forestry, & Mining	21,500
Construction	92,000
Manufacturing	60,300
Public Administration	58,100
<b>Total Services</b>	<b>1,138,700</b>
<i>Wholesale Trade</i>	28,500
<i>Retail Trade</i>	161,800
<i>Transportation, Warehousing, &amp; Utilities</i>	77,400
<i>Information</i>	21,400
<i>Finance, Insurance, &amp; Real Estate</i>	77,600
<i>Professional, Scientific, &amp; Management</i>	151,200
<i>Education, Health Care, &amp; Social Assistance</i>	217,900
<i>Arts, Entertainment, Accommodation, &amp; Food</i>	339,700
<i>Other Services</i>	63,100