

NEW JERSEY

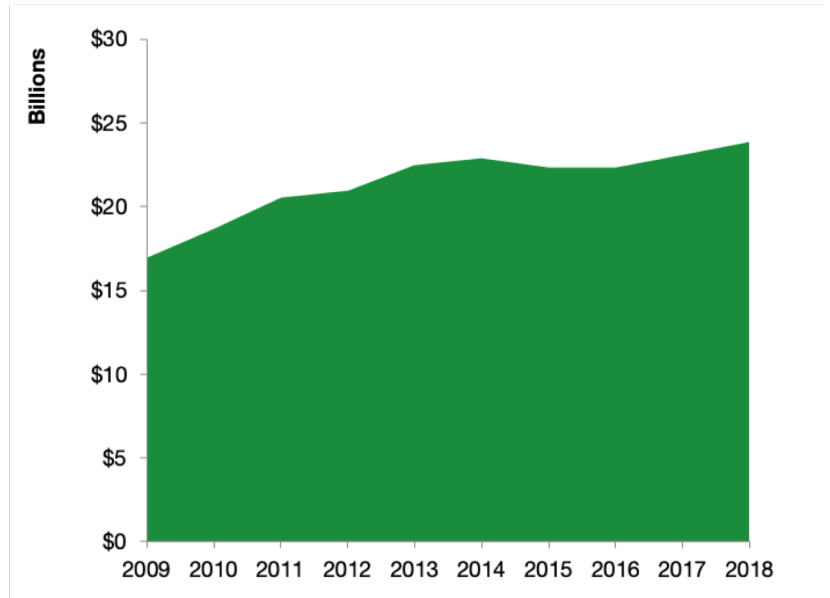
New Jersey Services Exports

U.S. Services Supply the World

New Jersey has seen a rise in overall services exports since 2009, boosting state economic growth and jobs, and contributing to the overall U.S. services trade surplus of \$260 billion in 2018.

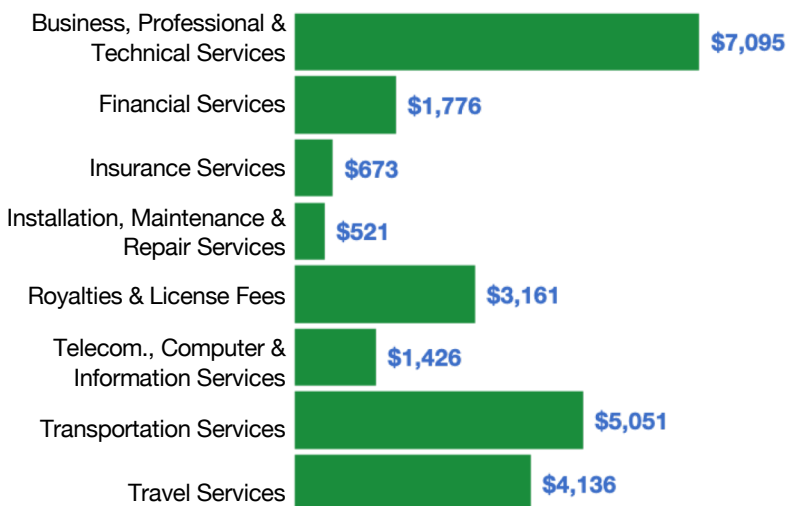
The U.S. services industries are the most competitive and innovative in the world. They provide new economic opportunities and contribute to the successful production of manufacturing and agriculture in the United States and abroad.

2009	2018
\$17.0 billion	\$23.8 billion



New Jersey Services Exports Support **152,800** Jobs

New Jersey Services Exports by Sector, 2018 (\$ millions)



New Jersey Services Exports to Select Countries, 2018

- To China:** \$1.4 billion in services exports supporting **10,500 jobs**
- To Canada:** \$1.8 billion in services exports supporting **11,900 jobs**
- To Mexico:** \$840 million in services exports supporting **6,190 jobs**
- To Korea:** \$575 million in services exports supporting **3,870 jobs**
- To Japan:** \$1.4 billion in services exports supporting **8,400 jobs**
- To EU:** \$6.2 billion in services exports supporting **36,800 jobs**
- To UK:** \$2.0 billion in services exports supporting **12,800 jobs**

* Sources: National data from the U.S. Bureau of Economic Analysis, state export and jobs data from The Trade Partnership.
Copyright 2020. The Coalition of Services Industries. All rights reserved.

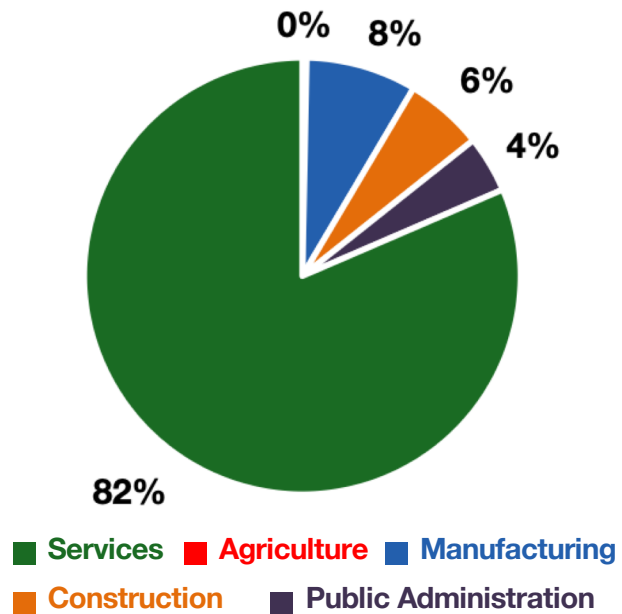
For more information on all fifty states, please visit servicescoalition.org/exports or contact admin@uscsi.org

NEW JERSEY

Services Fuel U.S. Jobs and Growth

Services fuel America's economic growth and jobs, generating more than 77 percent of employment in the United States and 68 percent of GDP. Services are a major component of the manufacturing and agricultural sectors, and they boost the competitiveness of those sectors.

In New Jersey, services accounted for 81 percent of all jobs in 2018. The top services sector for employment was educational services, and health care and social assistance, which alone employed 1,045,600 New Jersey workers.



New Jersey Services Industries Employ **3.6 Million** Workers

New Jersey Jobs by Sector and Services Subsector, 2018

Agriculture, Forestry, & Mining	14,100
Construction	254,900
Manufacturing	359,800
Public Administration	184,700
Total Services	3,577,200
<i>Wholesale Trade</i>	149,400
<i>Retail Trade</i>	483,400
<i>Transportation, Warehousing, & Utilities</i>	264,800
<i>Information</i>	122,400
<i>Finance, Insurance, & Real Estate</i>	371,300
<i>Professional, Scientific, & Management</i>	585,900
<i>Education, Health Care, & Social Assistance</i>	1,045,600
<i>Arts, Entertainment, Accommodation, & Food</i>	360,200
<i>Other Services</i>	194,400