

NEW HAMPSHIRE

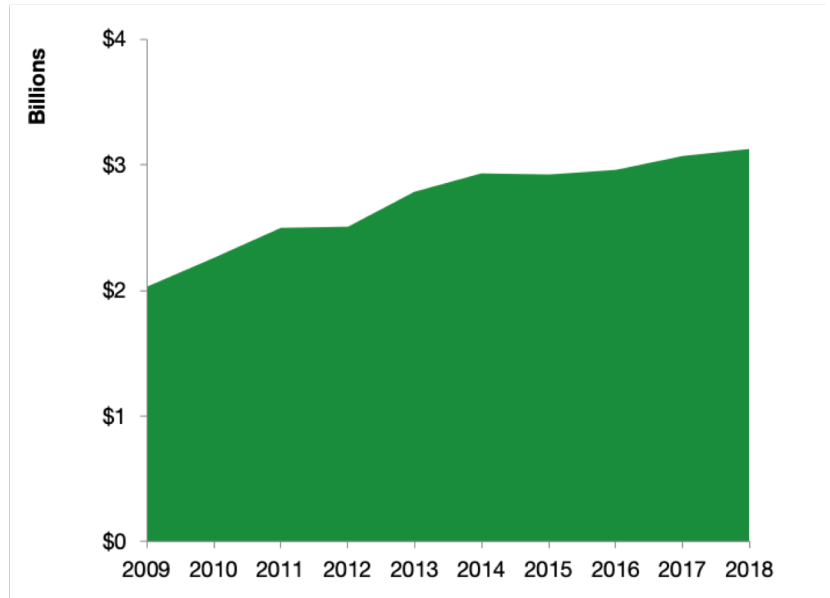
New Hampshire Services Exports

U.S. Services Supply the World

New Hampshire has seen a rise in overall services exports since 2009, boosting state economic growth and jobs, and contributing to the overall U.S. services trade surplus of \$260 billion in 2018.

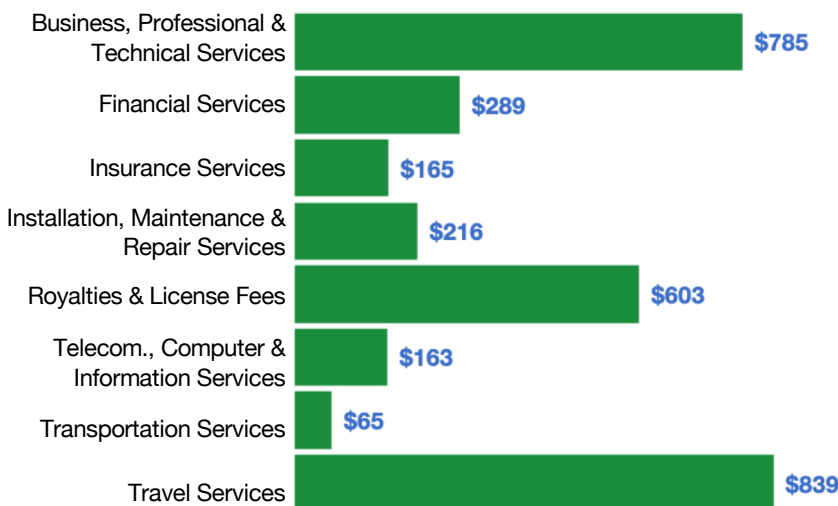
The U.S. services industries are the most competitive and innovative in the world. They provide new economic opportunities and contribute to the successful production of manufacturing and agriculture in the United States and abroad.

2009	2018
\$2.0 billion	\$3.1 billion



New Hampshire Services Exports Support 21,700 Jobs

New Hampshire Services Exports by Sector, 2018 (\$ millions)



New Hampshire Services Exports to Select Countries, 2018

- To China:** \$199 million in services exports supporting 1,730 jobs
- To Canada:** \$240 million in services exports supporting 1,740 jobs
- To Mexico:** \$124 million in services exports supporting 1,020 jobs
- To Korea:** \$85 million in services exports supporting 630 jobs
- To Japan:** \$163 million in services exports supporting 1,100 jobs
- To EU:** \$722 million in services exports supporting 4,530 jobs
- To UK:** \$269 million in services exports supporting 1,860 jobs

* Sources: National data from the U.S. Bureau of Economic Analysis, state export and jobs data from The Trade Partnership. Copyright 2020. The Coalition of Services Industries. All rights reserved.

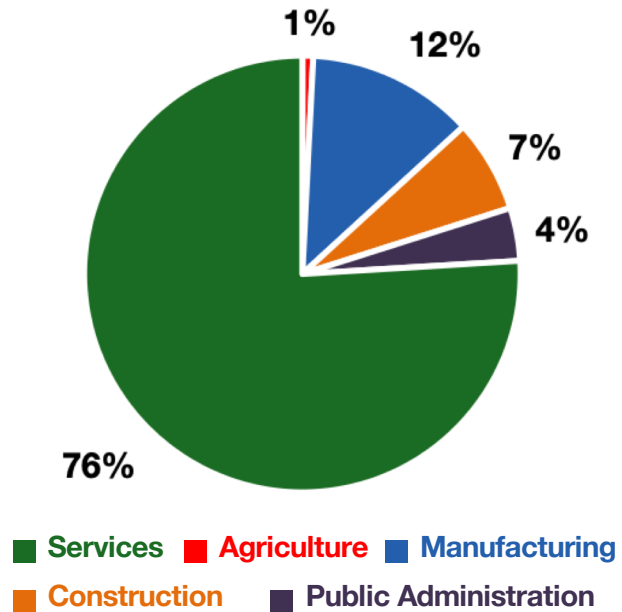
For more information on all fifty states, please visit servicescoalition.org/exports or contact admin@uscsi.org

NEW HAMPSHIRE

Services Fuel U.S. Jobs and Growth

Services fuel America's economic growth and jobs, generating more than 77 percent of employment in the United States and 68 percent of GDP. Services are a major component of the manufacturing and agricultural sectors, and they boost the competitiveness of those sectors.

In New Hampshire, services accounted for 76 percent of all jobs in 2018. The top services sector for employment was educational services, and health care and social assistance, which alone employed 178,500 New Hampshire workers.



New Hampshire Services Industries Employ **550,000** Workers

New Hampshire Jobs by Sector and Services Subsector, 2018

Agriculture, Forestry, & Mining	5,820
Construction	49,900
Manufacturing	89,800
Public Administration	28,400
Total Services	550,000
<i>Wholesale Trade</i>	20,100
<i>Retail Trade</i>	90,100
<i>Transportation, Warehousing, & Utilities</i>	26,700
<i>Information</i>	15,100
<i>Finance, Insurance, & Real Estate</i>	46,400
<i>Professional, Scientific, & Management</i>	78,700
<i>Education, Health Care, & Social Assistance</i>	178,500
<i>Arts, Entertainment, Accommodation, & Food</i>	62,900
<i>Other Services</i>	31,500