

NORTH CAROLINA

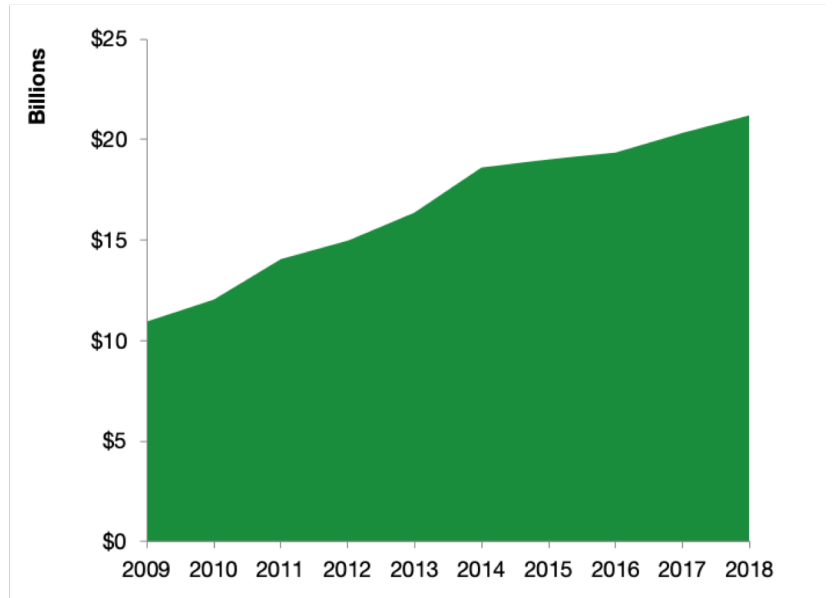
North Carolina Services Exports

U.S. Services Supply the World

North Carolina has seen a rise in overall services exports since 2009, boosting state economic growth and jobs, and contributing to the overall U.S. services trade surplus of \$260 billion in 2018.

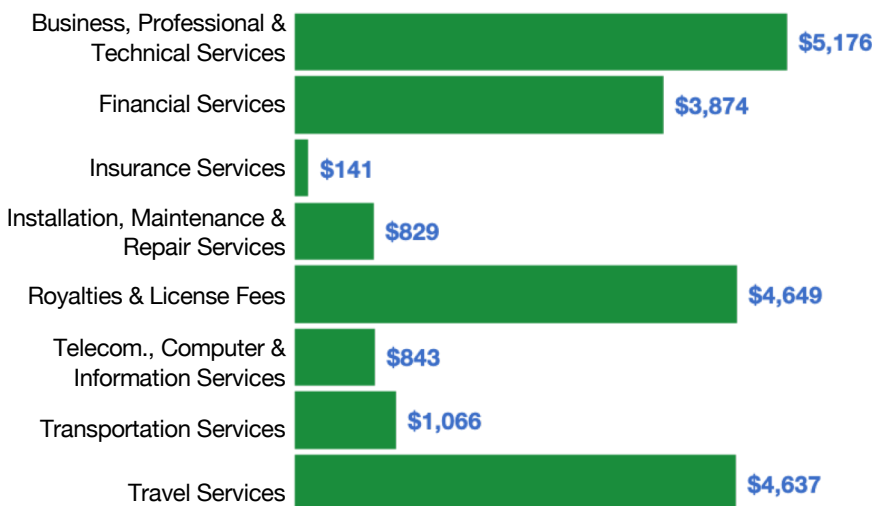
The U.S. services industries are the most competitive and innovative in the world. They provide new economic opportunities and contribute to the successful production of manufacturing and agriculture in the United States and abroad.

2009	2018
\$11.0 billion	\$21.2 billion



North Carolina Services Exports Support 138,600 Jobs

North Carolina Services Exports by Sector, 2018 (\$ millions)



North Carolina Services Exports to Select Countries, 2018

- To China:** \$1.3 billion in services exports supporting 10,500 jobs
- To Canada:** \$1.4 billion in services exports supporting 9,920 jobs
- To Mexico:** \$783 million in services exports supporting 6,080 jobs
- To Korea:** \$549 million in services exports supporting 3,800 jobs
- To Japan:** \$1.1 billion in services exports supporting 6,630 jobs
- To EU:** \$5.3 billion in services exports supporting 31,100 jobs
- To UK:** \$1.8 billion in services exports supporting 11,900 jobs

* Sources: National data from the U.S. Bureau of Economic Analysis, state export and jobs data from The Trade Partnership. Copyright 2020. The Coalition of Services Industries. All rights reserved.

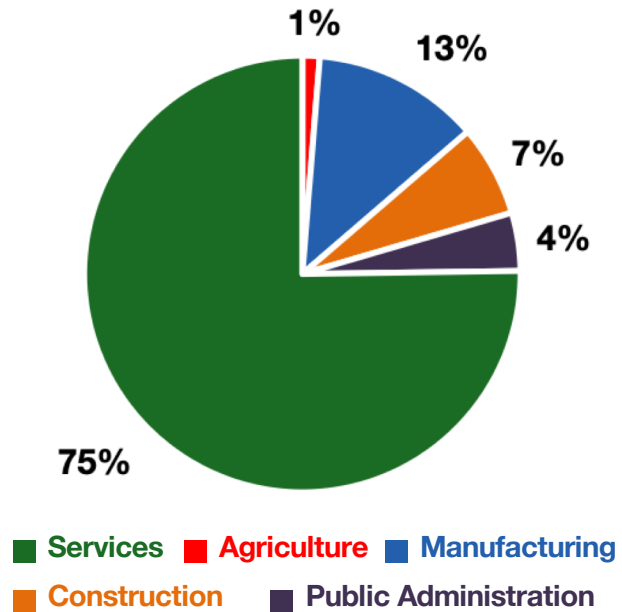
For more information on all fifty states, please visit servicescoalition.org/exports or contact admin@uscisi.org

NORTH CAROLINA

Services Fuel U.S. Jobs and Growth

Services fuel America's economic growth and jobs, generating more than 77 percent of employment in the United States and 68 percent of GDP. Services are a major component of the manufacturing and agricultural sectors, and they boost the competitiveness of those sectors.

In North Carolina, services accounted for 75 percent of all jobs in 2018. The top services sector for employment was educational services, and health care and social assistance, which alone employed 1,072,500 North Carolina workers.



North Carolina Services Industries Employ **3.5 Million** Workers

North Carolina Jobs by Sector and Services Subsector, 2018

Agriculture, Forestry, & Mining	59,900
Construction	316,200
Manufacturing	579,000
Public Administration	200,800
Total Services	3,509,900
<i>Wholesale Trade</i>	118,000
<i>Retail Trade</i>	547,700
<i>Transportation, Warehousing, & Utilities</i>	211,500
<i>Information</i>	82,100
<i>Finance, Insurance, & Real Estate</i>	300,900
<i>Professional, Scientific, & Management</i>	499,300
<i>Education, Health Care, & Social Assistance</i>	1,072,500
<i>Arts, Entertainment, Accommodation, & Food</i>	447,300
<i>Other Services</i>	230,600