

## MISSISSIPPI

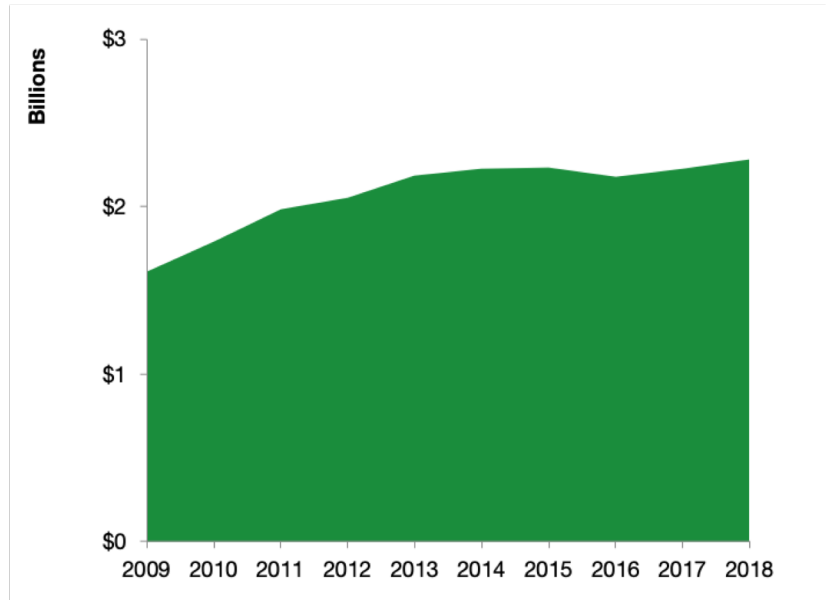
### Mississippi Services Exports

#### U.S. Services Supply the World

Mississippi has seen a rise in overall services exports since 2009, boosting state economic growth and jobs, and contributing to the overall U.S. services trade surplus of \$260 billion in 2018.

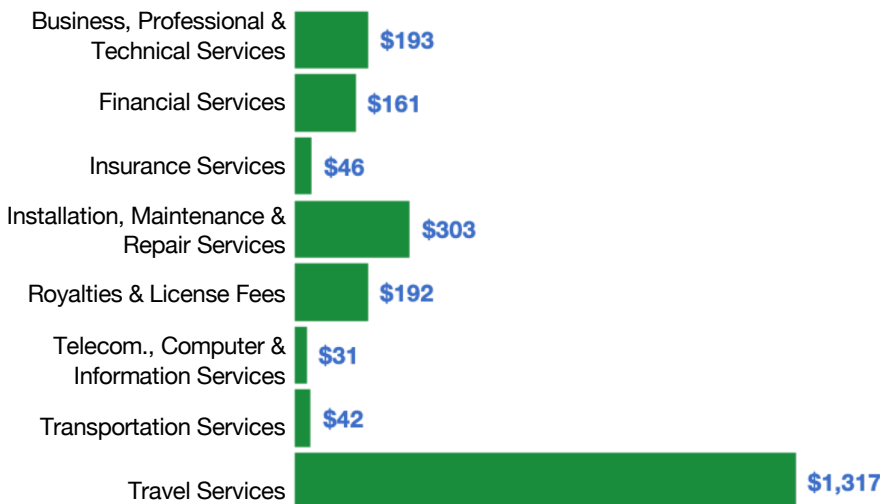
The U.S. services industries are the most competitive and innovative in the world. They provide new economic opportunities and contribute to the successful production of manufacturing and agriculture in the United States and abroad.

2009	2018
<b>\$1.6 billion</b>	<b>\$2.3 billion</b>



### Mississippi Services Exports Support 18,900 Jobs

#### Mississippi Services Exports by Sector, 2018 (\$ millions)



#### Mississippi Services Exports to Select Countries, 2018

- To China:** \$203 million in services exports supporting 1,800 jobs
- To Canada:** \$191 million in services exports supporting 1,640 jobs
- To Mexico:** \$153 million in services exports supporting 1,390 jobs
- To Korea:** \$80 million in services exports supporting 700 jobs
- To Japan:** \$126 million in services exports supporting 1,020 jobs
- To EU:** \$389 million in services exports supporting 3,090 jobs
- To UK:** \$180 million in services exports supporting 1,450 jobs

\* Sources: National data from the U.S. Bureau of Economic Analysis, state export and jobs data from The Trade Partnership.  
Copyright 2020. The Coalition of Services Industries. All rights reserved.

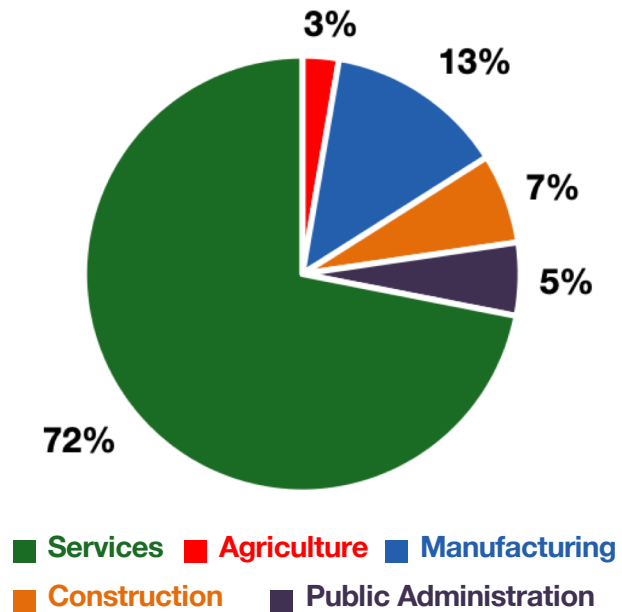
For more information on all fifty states, please visit [servicescoalition.org/exports](https://servicescoalition.org/exports) or contact [admin@uscsi.org](mailto:admin@uscsi.org)

## MISSISSIPPI

### Services Fuel U.S. Jobs and Growth

Services fuel America's economic growth and jobs, generating more than 77 percent of employment in the United States and 68 percent of GDP. Services are a major component of the manufacturing and agricultural sectors, and they boost the competitiveness of those sectors.

In Mississippi, services accounted for 72 percent of all jobs in 2018. The top services sector for employment was educational services, and health care and social assistance, which alone employed 303,800 Mississippi workers.



Mississippi Services Industries Employ **883,500** Workers

### Mississippi Jobs by Sector and Services Subsector, 2018

Agriculture, Forestry, & Mining	33,300
Construction	81,800
Manufacturing	163,500
Public Administration	66,500
<b>Total Services</b>	<b>883,500</b>
<i>Wholesale Trade</i>	29,900
<i>Retail Trade</i>	143,200
<i>Transportation, Warehousing, &amp; Utilities</i>	73,400
<i>Information</i>	15,300
<i>Finance, Insurance, &amp; Real Estate</i>	56,500
<i>Professional, Scientific, &amp; Management</i>	84,300
<i>Education, Health Care, &amp; Social Assistance</i>	303,800
<i>Arts, Entertainment, Accommodation, &amp; Food</i>	119,200
<i>Other Services</i>	58,000