

MISSOURI

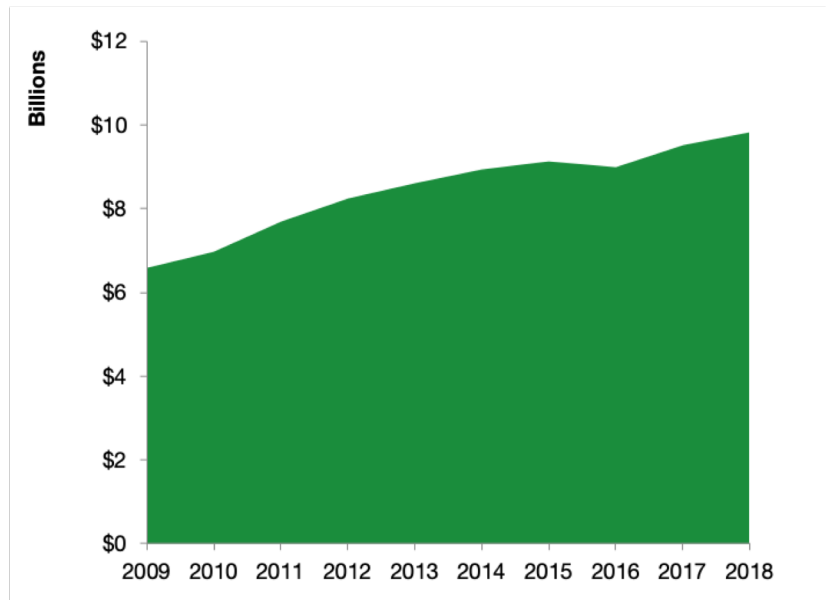
Missouri Services Exports

U.S. Services Supply the World

Missouri has seen a rise in overall services exports since 2009, boosting state economic growth and jobs, and contributing to the overall U.S. services trade surplus of \$260 billion in 2018.

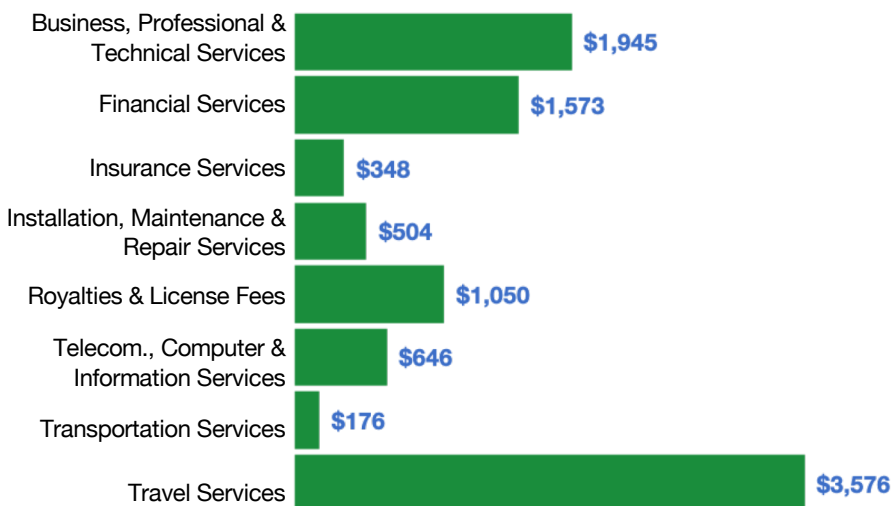
The U.S. services industries are the most competitive and innovative in the world. They provide new economic opportunities and contribute to the successful production of manufacturing and agriculture in the United States and abroad.

2009	2018
\$6.6 billion	\$9.8 billion



Missouri Services Exports Support 73,200 Jobs

Missouri Services Exports by Sector, 2018 (\$ millions)



Missouri Services Exports to Select Countries, 2018

- To China:** \$775 million in services exports supporting 6,890 jobs
- To Canada:** \$867 million in services exports supporting 6,460 jobs
- To Mexico:** \$466 million in services exports supporting 3,950 jobs
- To Korea:** \$276 million in services exports supporting 2,260 jobs
- To Japan:** \$514 million in services exports supporting 3,690 jobs
- To EU:** \$1.9 billion in services exports supporting 13,100 jobs
- To UK:** \$868 million in services exports supporting 6,190 jobs

* Sources: National data from the U.S. Bureau of Economic Analysis, state export and jobs data from The Trade Partnership.
Copyright 2020. The Coalition of Services Industries. All rights reserved.

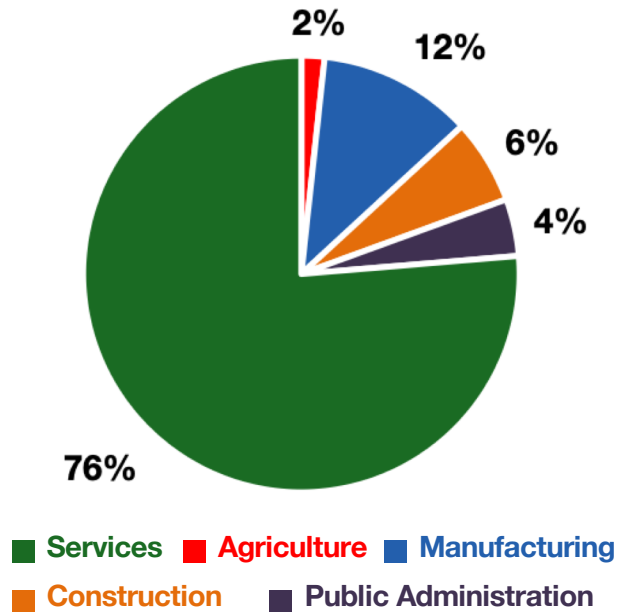
For more information on all fifty states, please visit servicescoalition.org/exports or contact admin@uscsi.org

MISSOURI

Services Fuel U.S. Jobs and Growth

Services fuel America’s economic growth and jobs, generating more than 77 percent of employment in the United States and 68 percent of GDP. Services are a major component of the manufacturing and agricultural sectors, and they boost the competitiveness of those sectors.

In Missouri, services accounted for 76 percent of all jobs in 2018. The top services sector for employment was educational services, and health care and social assistance, which alone employed 698,200 Missouri workers.



Missouri Services Industries Employ **2.2 Million** Workers

Missouri Jobs by Sector and Services Subsector, 2018

Agriculture, Forestry, & Mining	49,400
Construction	181,700
Manufacturing	330,500
Public Administration	122,100
Total Services	2,204,400
<i>Wholesale Trade</i>	77,600
<i>Retail Trade</i>	340,400
<i>Transportation, Warehousing, & Utilities</i>	151,600
<i>Information</i>	56,400
<i>Finance, Insurance, & Real Estate</i>	199,400
<i>Professional, Scientific, & Management</i>	279,200
<i>Education, Health Care, & Social Assistance</i>	698,200
<i>Arts, Entertainment, Accommodation, & Food</i>	263,800
<i>Other Services</i>	137,800