

MINNESOTA

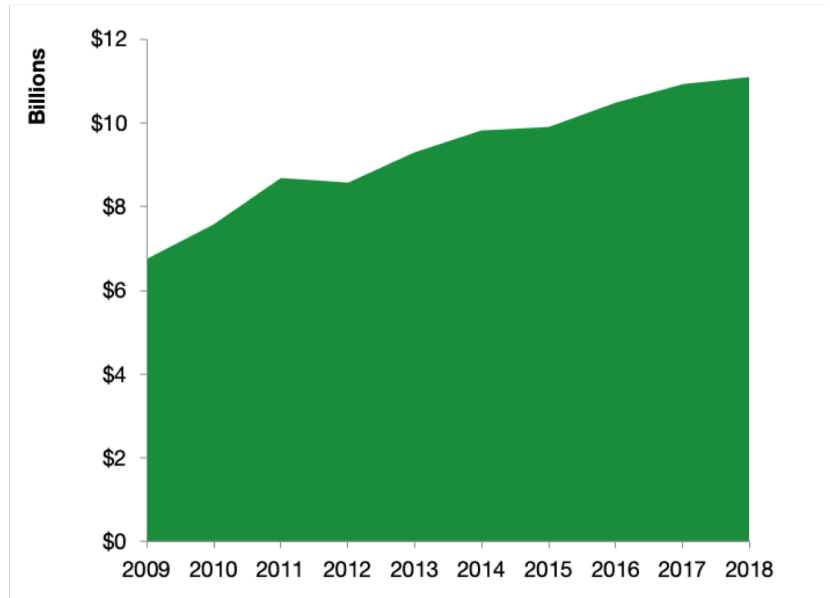
Minnesota Services Exports

U.S. Services Supply the World

Minnesota has seen a rise in overall services exports since 2009, boosting state economic growth and jobs, and contributing to the overall U.S. services trade surplus of \$260 billion in 2018.

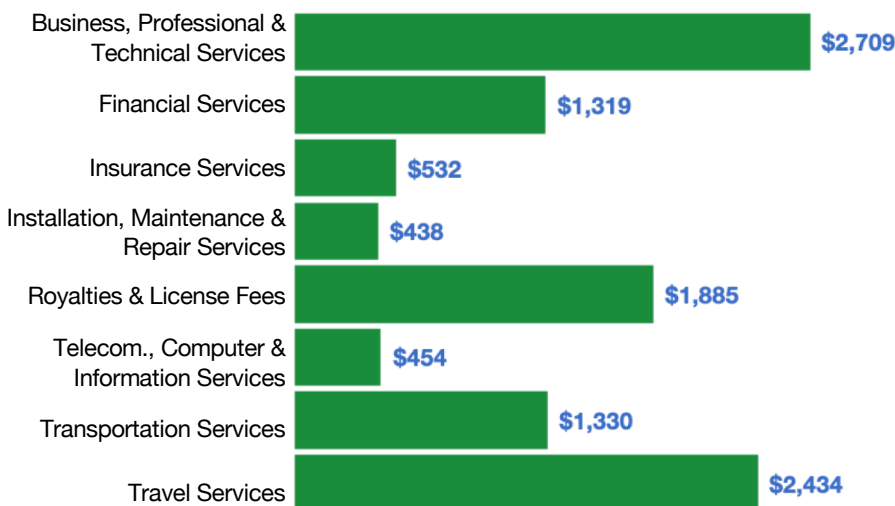
The U.S. services industries are the most competitive and innovative in the world. They provide new economic opportunities and contribute to the successful production of manufacturing and agriculture in the United States and abroad.

2009	2018
\$6.8 billion	\$11.1 billion



Minnesota Services Exports Support 73,600 Jobs

Minnesota Services Exports by Sector, 2018 (\$ millions)



Minnesota Services Exports to Select Countries, 2018

- To China:** \$730 million in services exports supporting 5,390 jobs
- To Canada:** \$1.0 billion in services exports supporting 6,860 jobs
- To Mexico:** \$451 million in services exports supporting 3,350 jobs
- To Korea:** \$265 million in services exports supporting 1,860 jobs
- To Japan:** \$662 million in services exports supporting 4,140 jobs
- To EU:** \$2.4 billion in services exports supporting 15,300 jobs
- To UK:** \$987 million in services exports supporting 6,560 jobs

* Sources: National data from the U.S. Bureau of Economic Analysis, state export and jobs data from The Trade Partnership.
Copyright 2020. The Coalition of Services Industries. All rights reserved.

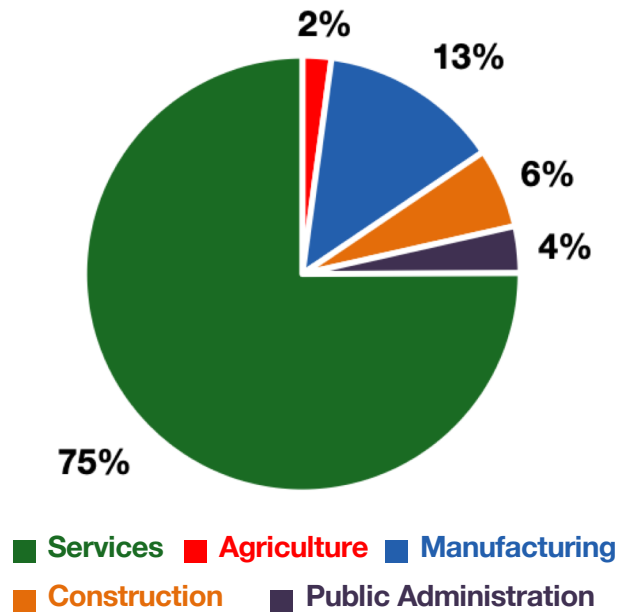
For more information on all fifty states, please visit servicescoalition.org/exports or contact admin@uscsi.org

MINNESOTA

Services Fuel U.S. Jobs and Growth

Services fuel America's economic growth and jobs, generating more than 77 percent of employment in the United States and 68 percent of GDP. Services are a major component of the manufacturing and agricultural sectors, and they boost the competitiveness of those sectors.

In Minnesota, services accounted for 75 percent of all jobs in 2018. The top services sector for employment was educational services, and health care and social assistance, which alone employed 740,000 Minnesota workers.



Minnesota Services Industries Employ **2.2 Million** Workers

Minnesota Jobs by Sector and Services Subsector, 2018

Agriculture, Forestry, & Mining	62,900
Construction	173,400
Manufacturing	392,900
Public Administration	101,600
Total Services	2,200,600
<i>Wholesale Trade</i>	84,100
<i>Retail Trade</i>	323,400
<i>Transportation, Warehousing, & Utilities</i>	134,200
<i>Information</i>	50,600
<i>Finance, Insurance, & Real Estate</i>	208,200
<i>Professional, Scientific, & Management</i>	287,100
<i>Education, Health Care, & Social Assistance</i>	740,000
<i>Arts, Entertainment, Accommodation, & Food</i>	245,400
<i>Other Services</i>	127,500