

## MICHIGAN

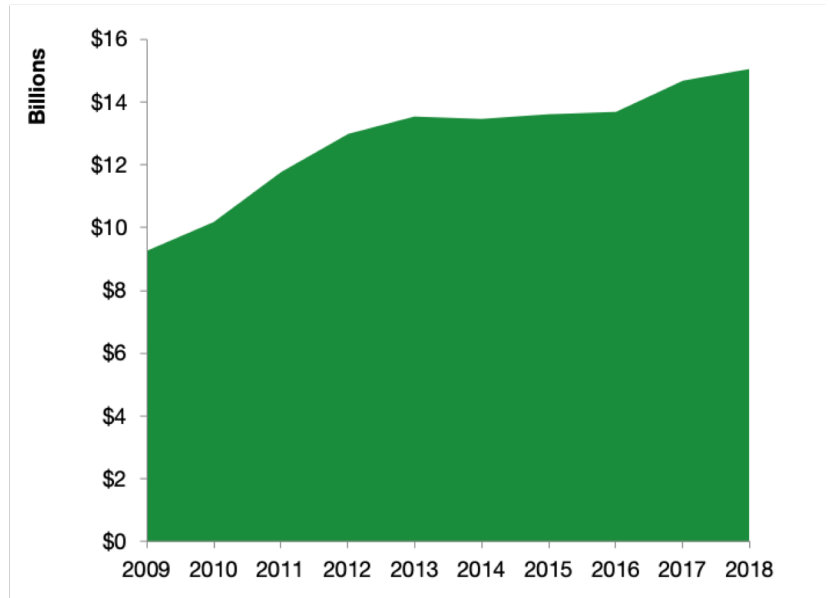
### Michigan Services Exports

#### U.S. Services Supply the World

Michigan has seen a rise in overall services exports since 2009, boosting state economic growth and jobs, and contributing to the overall U.S. services trade surplus of \$260 billion in 2018.

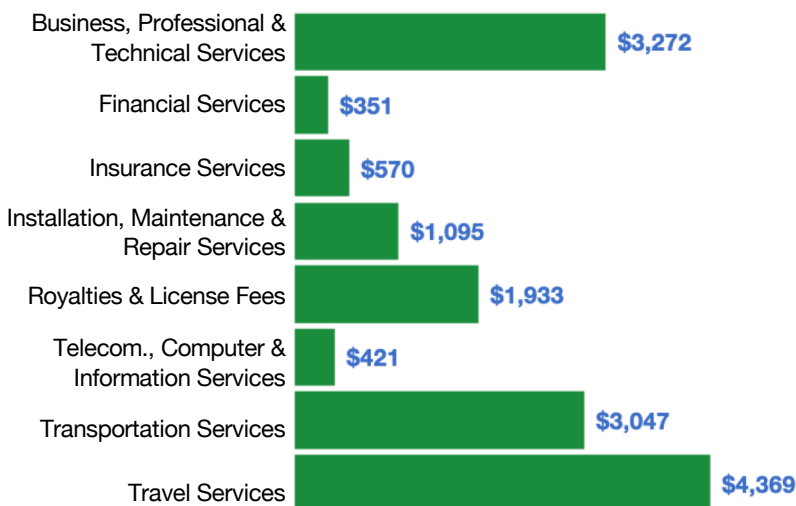
The U.S. services industries are the most competitive and innovative in the world. They provide new economic opportunities and contribute to the successful production of manufacturing and agriculture in the United States and abroad.

2009	2018
<b>\$9.2 billion</b>	<b>\$15.1 billion</b>



### Michigan Services Exports Support 107,500 Jobs

#### Michigan Services Exports by Sector, 2018 (\$ millions)



#### Michigan Services Exports to Select Countries, 2018

- To China:** \$1.2 billion in services exports supporting 10,400 jobs
- To Canada:** \$2.3 billion in services exports supporting 14,300 jobs
- To Mexico:** \$647 million in services exports supporting 5,110 jobs
- To Korea:** \$430 million in services exports supporting 3,280 jobs
- To Japan:** \$821 million in services exports supporting 5,430 jobs
- To EU:** \$2.9 billion in services exports supporting 19,100 jobs
- To UK:** \$1.1 billion in services exports supporting 7,710 jobs

\* Sources: National data from the U.S. Bureau of Economic Analysis, state export and jobs data from The Trade Partnership. Copyright 2020. The Coalition of Services Industries. All rights reserved.

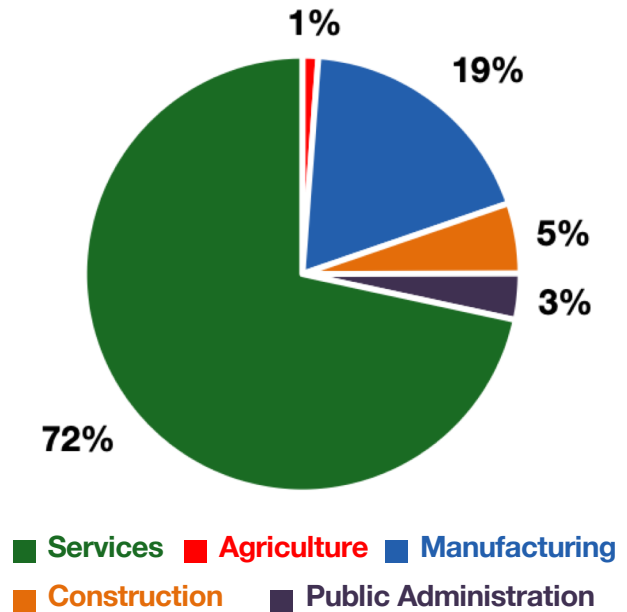
For more information on all fifty states, please visit [servicescoalition.org/exports](https://servicescoalition.org/exports) or contact [admin@uscsi.org](mailto:admin@uscsi.org)

## MICHIGAN

### Services Fuel U.S. Jobs and Growth

Services fuel America's economic growth and jobs, generating more than 77 percent of employment in the United States and 68 percent of GDP. Services are a major component of the manufacturing and agricultural sectors, and they boost the competitiveness of those sectors.

In Michigan, services accounted for 72 percent of all jobs in 2018. The top services sector for employment was educational services, and health care and social assistance, which alone employed 1,077,200 Michigan workers.



Michigan Services Industries Employ **3.3 Million** Workers

### Michigan Jobs by Sector and Services Subsector, 2018

Agriculture, Forestry, & Mining	54,300
Construction	240,100
Manufacturing	853,500
Public Administration	157,300
<b>Total Services</b>	<b>3,293,300</b>
<i>Wholesale Trade</i>	109,200
<i>Retail Trade</i>	504,600
<i>Transportation, Warehousing, &amp; Utilities</i>	197,700
<i>Information</i>	68,400
<i>Finance, Insurance, &amp; Real Estate</i>	249,600
<i>Professional, Scientific, &amp; Management</i>	435,500
<i>Education, Health Care, &amp; Social Assistance</i>	1,077,200
<i>Arts, Entertainment, Accommodation, &amp; Food</i>	437,500
<i>Other Services</i>	213,700