

MARYLAND

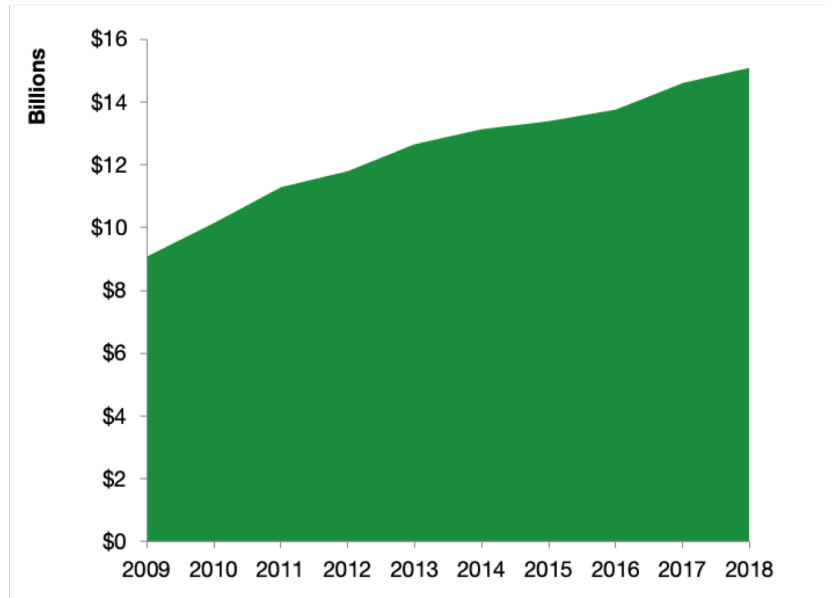
Maryland Services Exports

U.S. Services Supply the World

Maryland has seen a rise in overall services exports since 2009, boosting state economic growth and jobs, and contributing to the overall U.S. services trade surplus of \$260 billion in 2018.

The U.S. services industries are the most competitive and innovative in the world. They provide new economic opportunities and contribute to the successful production of manufacturing and agriculture in the United States and abroad.

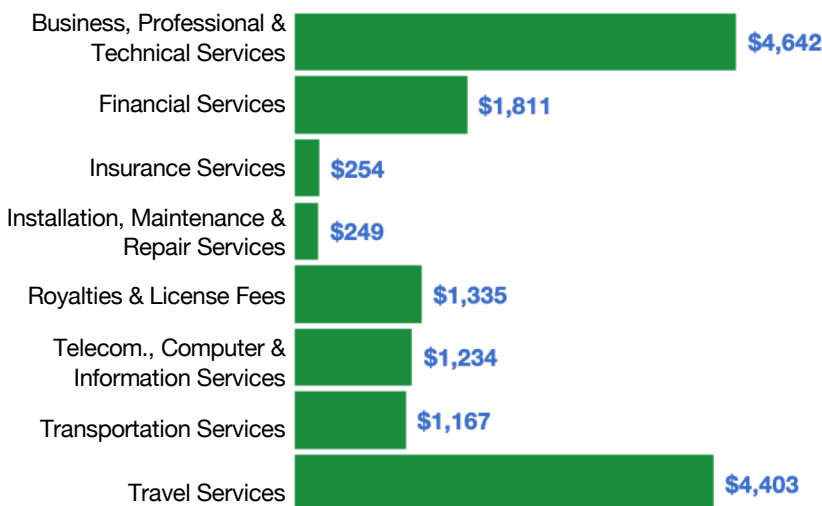
2009	2018
\$9.1 billion	\$15.1 billion



Maryland Services Exports Support 106,600 Jobs

Maryland Services Exports by Sector, 2018 (\$ millions)

Maryland Services Exports to Select Countries, 2018



- To China:** \$995 million in services exports supporting 8,700 jobs
- To Canada:** \$1.1 billion in services exports supporting 8,050 jobs
- To Mexico:** \$631 million in services exports supporting 5,180 jobs
- To Korea:** \$361 million in services exports supporting 2,850 jobs
- To Japan:** \$819 million in services exports supporting 5,460 jobs
- To EU:** \$3.6 billion in services exports supporting 23,000 jobs
- To UK:** \$1.3 billion in services exports supporting 9,080 jobs

* Sources: National data from the U.S. Bureau of Economic Analysis, state export and jobs data from The Trade Partnership.
Copyright 2020. The Coalition of Services Industries. All rights reserved.

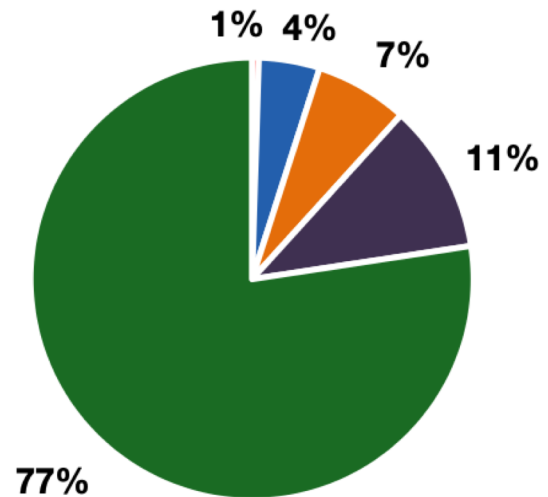
For more information on all fifty states, please visit servicescoalition.org/exports or contact admin@uscsi.org

MARYLAND

Services Fuel U.S. Jobs and Growth

Services fuel America's economic growth and jobs, generating more than 77 percent of employment in the United States and 68 percent of GDP. Services are a major component of the manufacturing and agricultural sectors, and they boost the competitiveness of those sectors.

In Maryland, services accounted for 77 percent of all jobs in 2018. The top services sector for employment was educational services, and health care and social assistance, which alone employed 726,200 Maryland workers.



■ Services
 ■ Agriculture
 ■ Manufacturing
 ■ Construction
 ■ Public Administration

Maryland Services Industries Employ **2.4 Million** Workers

Maryland Jobs by Sector and Services Subsector, 2018

Agriculture, Forestry, & Mining	15,100
Construction	207,200
Manufacturing	135,700
Public Administration	331,500
Total Services	2,361,800
<i>Wholesale Trade</i>	55,300
<i>Retail Trade</i>	291,500
<i>Transportation, Warehousing, & Utilities</i>	141,100
<i>Information</i>	64,100
<i>Finance, Insurance, & Real Estate</i>	184,300
<i>Professional, Scientific, & Management</i>	473,200
<i>Education, Health Care, & Social Assistance</i>	726,200
<i>Arts, Entertainment, Accommodation, & Food</i>	258,100
<i>Other Services</i>	168,000