

MASSACHUSETTS

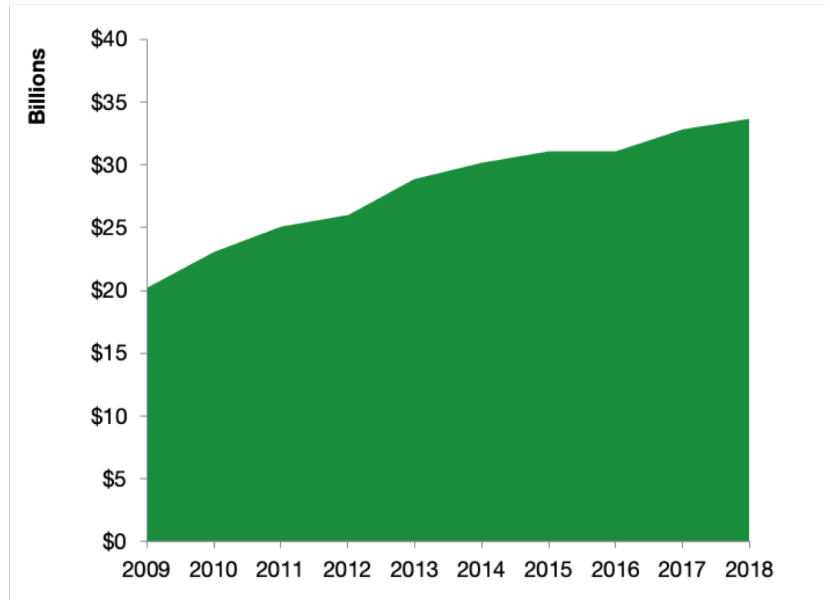
Massachusetts Services Exports

U.S. Services Supply the World

Massachusetts has seen a rise in overall services exports since 2009, boosting state economic growth and jobs, and contributing to the overall U.S. services trade surplus of \$260 billion in 2018.

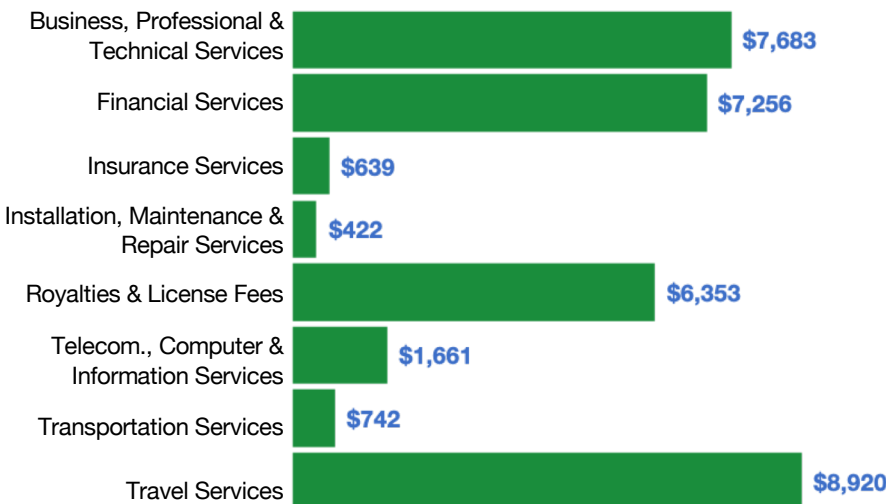
The U.S. services industries are the most competitive and innovative in the world. They provide new economic opportunities and contribute to the successful production of manufacturing and agriculture in the United States and abroad.

2009	2018
\$20.2 billion	\$33.7 billion



Massachusetts Services Exports Support **225,600** Jobs

Massachusetts Services Exports by Sector, 2018 (\$ millions)



Massachusetts Services Exports to Select Countries, 2018

- To China:** \$2.5 billion in services exports supporting **22,900 jobs**
- To Canada:** \$2.4 billion in services exports supporting **16,300 jobs**
- To Mexico:** \$1.1 billion in services exports supporting **8,880 jobs**
- To Korea:** \$885 million in services exports supporting **6,570 jobs**
- To Japan:** \$1.6 billion in services exports supporting **10,000 jobs**
- To EU:** \$8.0 billion in services exports supporting **45,900 jobs**
- To UK:** \$3.0 billion in services exports supporting **18,600 jobs**

* Sources: National data from the U.S. Bureau of Economic Analysis, state export and jobs data from The Trade Partnership. Copyright 2020. The Coalition of Services Industries. All rights reserved.

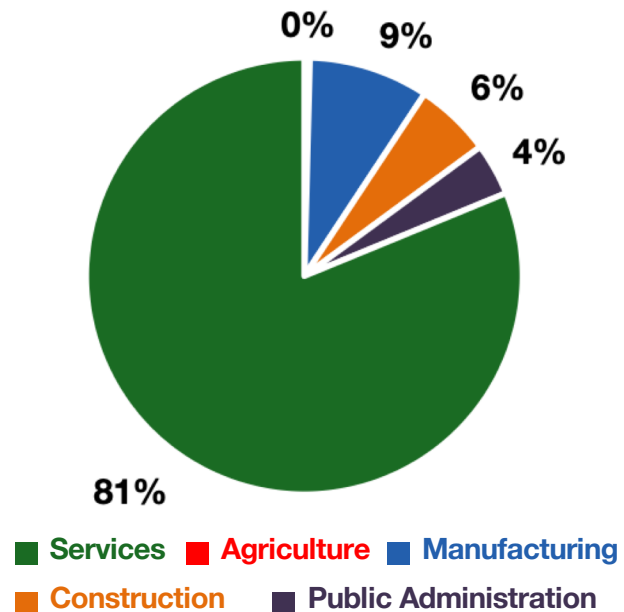
For more information on all fifty states, please visit servicescoalition.org/exports or contact admin@uscsi.org

MASSACHUSETTS

Services Fuel U.S. Jobs and Growth

Services fuel America's economic growth and jobs, generating more than 77 percent of employment in the United States and 68 percent of GDP. Services are a major component of the manufacturing and agricultural sectors, and they boost the competitiveness of those sectors.

In Massachusetts, services accounted for 81 percent of all jobs in 2018. The top services sector for employment was educational services, and health care and social assistance, which alone employed 1,007,100 Massachusetts workers.



Massachusetts Services Industries Employ **2.9 Million** Workers

Massachusetts Jobs by Sector and Services Subsector, 2018

Agriculture, Forestry, & Mining	14,800
Construction	201,000
Manufacturing	317,000
Public Administration	138,300
Total Services	2,899,200
<i>Wholesale Trade</i>	79,400
<i>Retail Trade</i>	368,400
<i>Transportation, Warehousing, & Utilities</i>	134,100
<i>Information</i>	83,200
<i>Finance, Insurance, & Real Estate</i>	264,300
<i>Professional, Scientific, & Management</i>	491,400
<i>Education, Health Care, & Social Assistance</i>	1,007,100
<i>Arts, Entertainment, Accommodation, & Food</i>	311,700
<i>Other Services</i>	159,700