

LOUISIANA

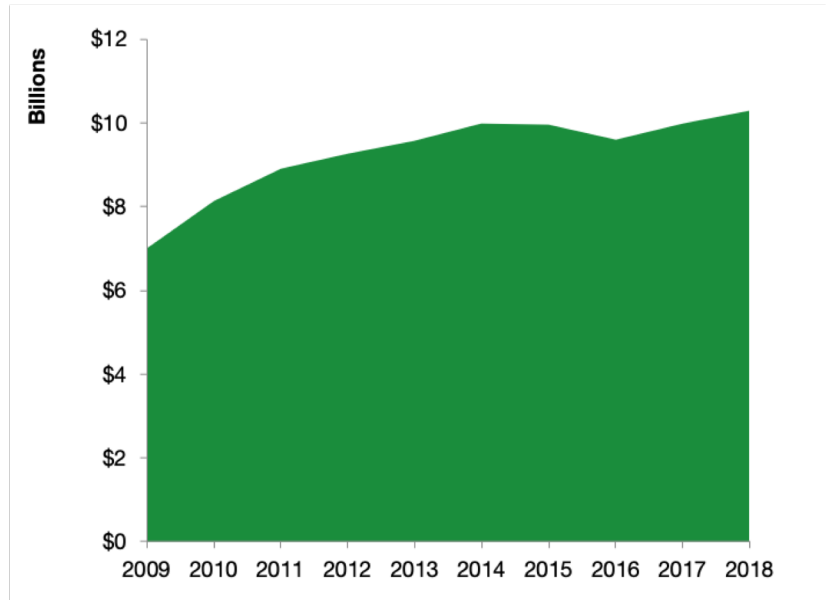
Louisiana Services Exports

U.S. Services Supply the World

Louisiana has seen a rise in overall services exports since 2009, boosting state economic growth and jobs, and contributing to the overall U.S. services trade surplus of \$260 billion in 2018.

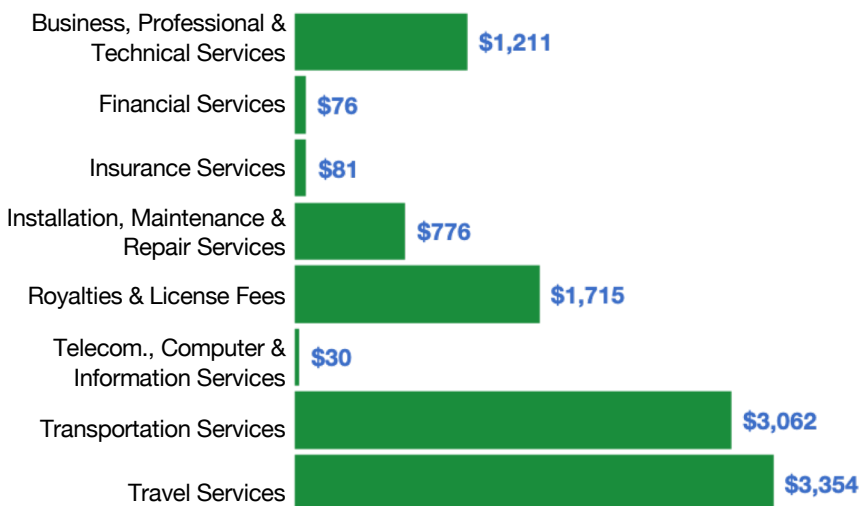
The U.S. services industries are the most competitive and innovative in the world. They provide new economic opportunities and contribute to the successful production of manufacturing and agriculture in the United States and abroad.

2009	2018
\$7.0 billion	\$10.3 billion



Louisiana Services Exports Support **69,900** Jobs

Louisiana Services Exports by Sector, 2018 (\$ millions)



Louisiana Services Exports to Select Countries, 2018

- To China:** \$734 million in services exports supporting 5,750 jobs
- To Canada:** \$803 million in services exports supporting 5,660 jobs
- To Mexico:** \$698 million in services exports supporting 4,950 jobs
- To Korea:** \$364 million in services exports supporting 2,540 jobs
- To Japan:** \$485 million in services exports supporting 3,370 jobs
- To EU:** \$2.2 billion in services exports supporting 13,600 jobs
- To UK:** \$1000 million in services exports supporting 6,270 jobs

* Sources: National data from the U.S. Bureau of Economic Analysis, state export and jobs data from The Trade Partnership.
Copyright 2020. The Coalition of Services Industries. All rights reserved.

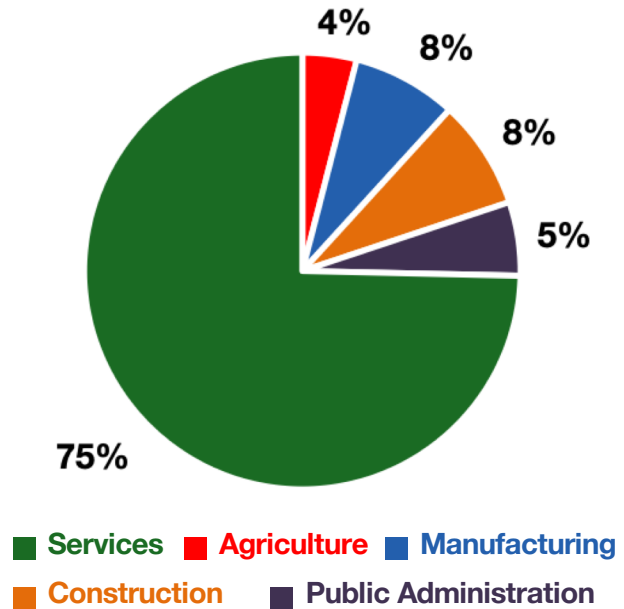
For more information on all fifty states, please visit servicescoalition.org/exports or contact admin@uscsi.org

LOUISIANA

Services Fuel U.S. Jobs and Growth

Services fuel America's economic growth and jobs, generating more than 77 percent of employment in the United States and 68 percent of GDP. Services are a major component of the manufacturing and agricultural sectors, and they boost the competitiveness of those sectors.

In Louisiana, services accounted for 75 percent of all jobs in 2018. The top services sector for employment was educational services, and health care and social assistance, which alone employed 479,100 Louisiana workers.



Louisiana Services Industries Employ **1.5 Million** Workers

Louisiana Jobs by Sector and Services Subsector, 2018

Agriculture, Forestry, & Mining	81,700
Construction	164,800
Manufacturing	157,500
Public Administration	110,900
Total Services	1,516,300
<i>Wholesale Trade</i>	52,200
<i>Retail Trade</i>	235,200
<i>Transportation, Warehousing, & Utilities</i>	109,800
<i>Information</i>	31,600
<i>Finance, Insurance, & Real Estate</i>	102,300
<i>Professional, Scientific, & Management</i>	182,800
<i>Education, Health Care, & Social Assistance</i>	479,100
<i>Arts, Entertainment, Accommodation, & Food</i>	218,600
<i>Other Services</i>	104,600