

KENTUCKY

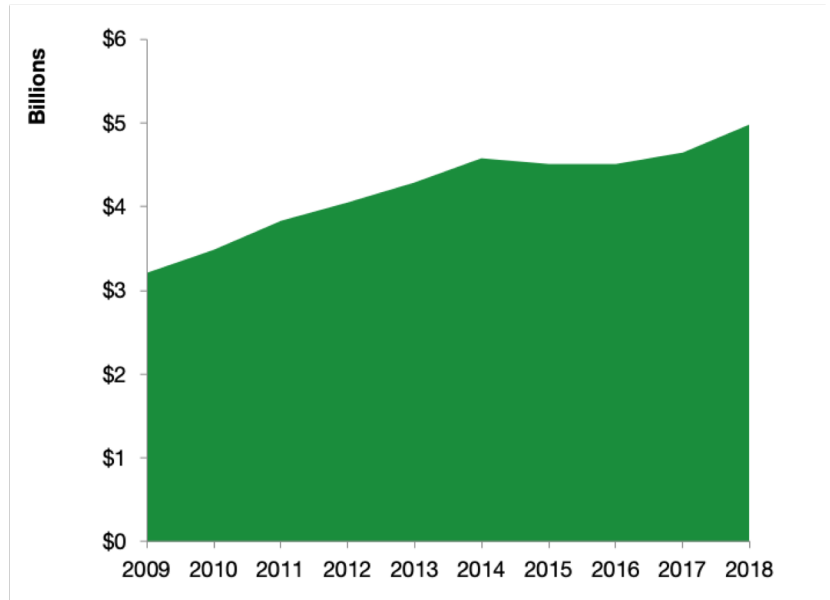
Kentucky Services Exports

U.S. Services Supply the World

Kentucky has seen a rise in overall services exports since 2009, boosting state economic growth and jobs, and contributing to the overall U.S. services trade surplus of \$260 billion in 2018.

The U.S. services industries are the most competitive and innovative in the world. They provide new economic opportunities and contribute to the successful production of manufacturing and agriculture in the United States and abroad.

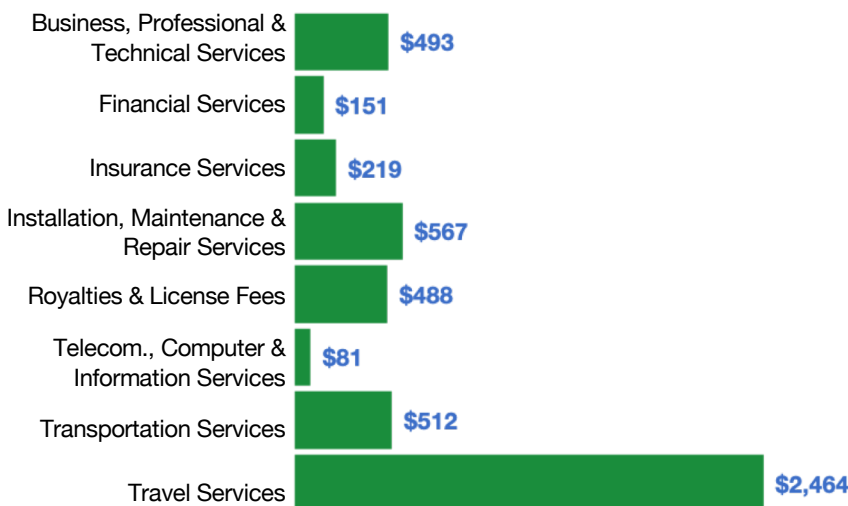
2009	2018
\$3.2 billion	\$5.0 billion



Kentucky Services Exports Support **37,900** Jobs

Kentucky Services Exports by Sector, 2018 (\$ millions)

Kentucky Services Exports to Select Countries, 2018



- To China:** \$479 million in services exports supporting 3,760 jobs
- To Canada:** \$368 million in services exports supporting 3,010 jobs
- To Mexico:** \$309 million in services exports supporting 2,570 jobs
- To Korea:** \$171 million in services exports supporting 1,350 jobs
- To Japan:** \$278 million in services exports supporting 2,070 jobs
- To EU:** \$1.0 billion in services exports supporting 7,110 jobs
- To UK:** \$395 million in services exports supporting 2,960 jobs

* Sources: National data from the U.S. Bureau of Economic Analysis, state export and jobs data from The Trade Partnership. Copyright 2020. The Coalition of Services Industries. All rights reserved.

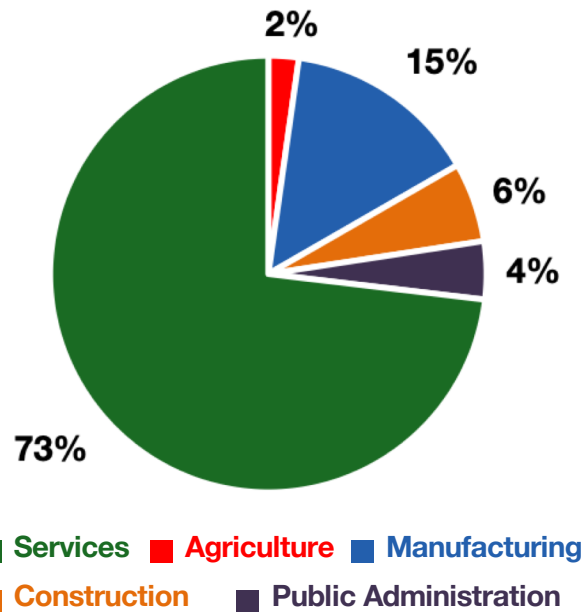
For more information on all fifty states, please visit servicescoalition.org/exports or contact admin@uscsi.org

KENTUCKY

Services Fuel U.S. Jobs and Growth

Services fuel America's economic growth and jobs, generating more than 77 percent of employment in the United States and 68 percent of GDP. Services are a major component of the manufacturing and agricultural sectors, and they boost the competitiveness of those sectors.

In Kentucky, services accounted for 73 percent of all jobs in 2018. The top services sector for employment was educational services, and health care and social assistance, which alone employed 465,300 Kentucky workers.



Kentucky Services Industries Employ **1.4 Million** Workers

Kentucky Jobs by Sector and Services Subsector, 2018

Agriculture, Forestry, & Mining	44,100
Construction	115,400
Manufacturing	283,000
Public Administration	84,100
Total Services	1,432,800
<i>Wholesale Trade</i>	47,900
<i>Retail Trade</i>	233,800
<i>Transportation, Warehousing, & Utilities</i>	119,200
<i>Information</i>	32,500
<i>Finance, Insurance, & Real Estate</i>	108,600
<i>Professional, Scientific, & Management</i>	162,600
<i>Education, Health Care, & Social Assistance</i>	465,300
<i>Arts, Entertainment, Accommodation, & Food</i>	172,100
<i>Other Services</i>	90,700