

INDIANA

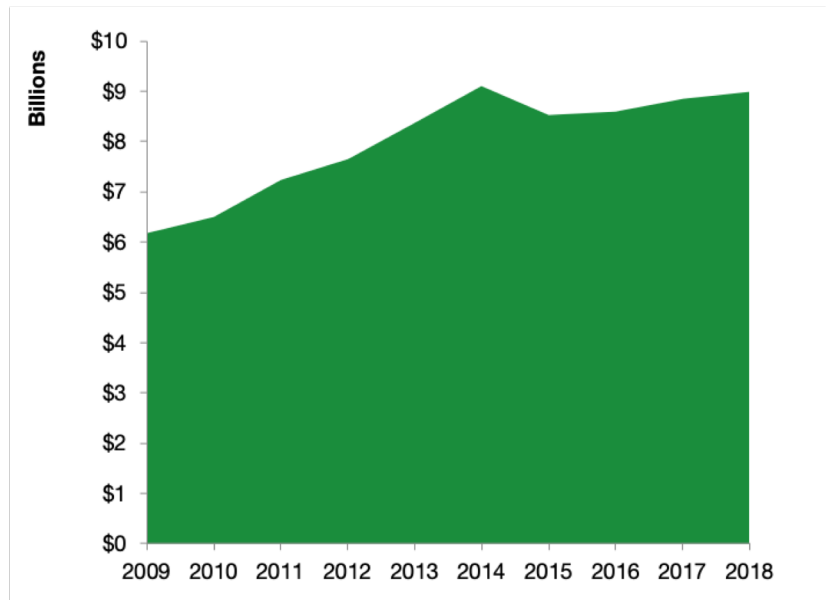
Indiana Services Exports

U.S. Services Supply the World

Indiana has seen a rise in overall services exports since 2009, boosting state economic growth and jobs, and contributing to the overall U.S. services trade surplus of \$260 billion in 2018.

The U.S. services industries are the most competitive and innovative in the world. They provide new economic opportunities and contribute to the successful production of manufacturing and agriculture in the United States and abroad.

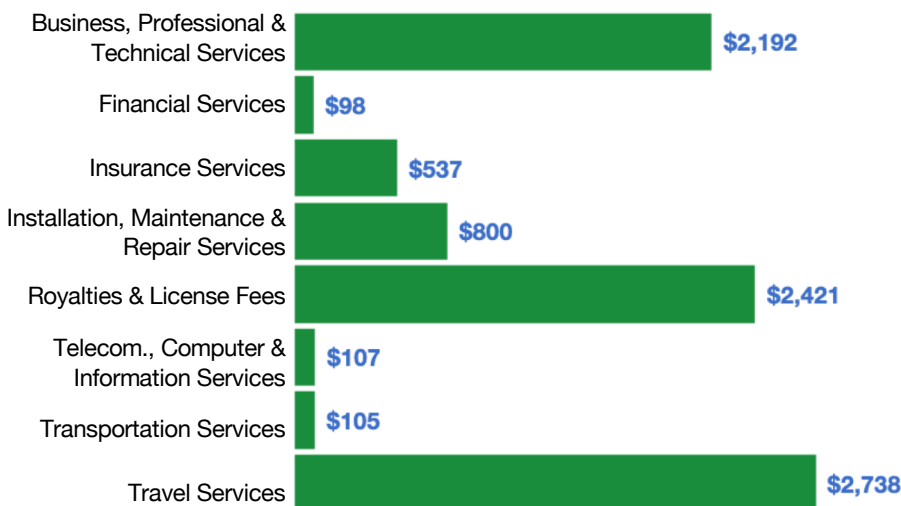
2009	2018
\$6.2 billion	\$9.0 billion



Indiana Services Exports Support **61,200** Jobs

Indiana Services Exports by Sector, 2018 (\$ millions)

Indiana Services Exports to Select Countries, 2018



- To China:** \$829 million in services exports supporting 7,160 jobs
- To Canada:** \$522 million in services exports supporting 3,900 jobs
- To Mexico:** \$324 million in services exports supporting 2,620 jobs
- To Korea:** \$296 million in services exports supporting 2,170 jobs
- To Japan:** \$486 million in services exports supporting 3,100 jobs
- To EU:** \$2.2 billion in services exports supporting 12,200 jobs
- To UK:** \$537 million in services exports supporting 3,740 jobs

* Sources: National data from the U.S. Bureau of Economic Analysis, state export and jobs data from The Trade Partnership.
Copyright 2020. The Coalition of Services Industries. All rights reserved.

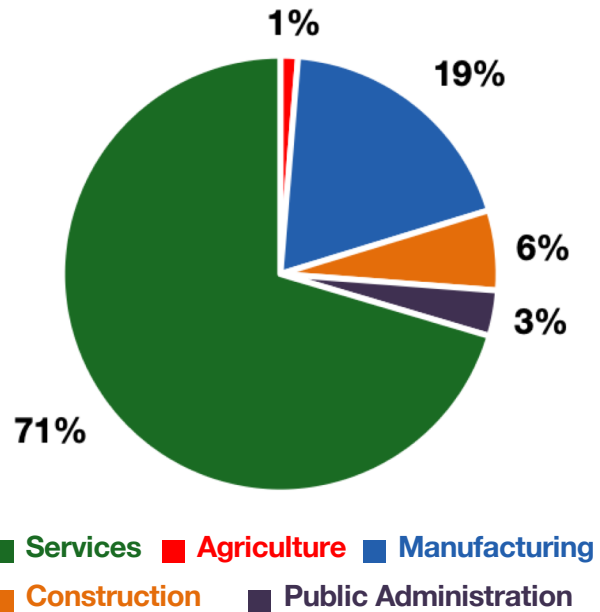
For more information on all fifty states, please visit servicescoalition.org/exports or contact admin@uscsi.org

INDIANA

Services Fuel U.S. Jobs and Growth

Services fuel America's economic growth and jobs, generating more than 77 percent of employment in the United States and 68 percent of GDP. Services are a major component of the manufacturing and agricultural sectors, and they boost the competitiveness of those sectors.

In Indiana, services accounted for 71 percent of all jobs in 2018. The top services sector for employment was educational services, and health care and social assistance, which alone employed 725,400 Indiana workers.



Indiana Services Industries Employ **2.2 Million** Workers

Indiana Jobs by Sector and Services Subsector, 2018

Agriculture, Forestry, & Mining	41,200
Construction	187,600
Manufacturing	600,500
Public Administration	107,100
Total Services	2,228,000
<i>Wholesale Trade</i>	80,800
<i>Retail Trade</i>	351,100
<i>Transportation, Warehousing, & Utilities</i>	168,800
<i>Information</i>	48,900
<i>Finance, Insurance, & Real Estate</i>	165,000
<i>Professional, Scientific, & Management</i>	264,000
<i>Education, Health Care, & Social Assistance</i>	725,400
<i>Arts, Entertainment, Accommodation, & Food</i>	278,300
<i>Other Services</i>	145,700