

ILLINOIS

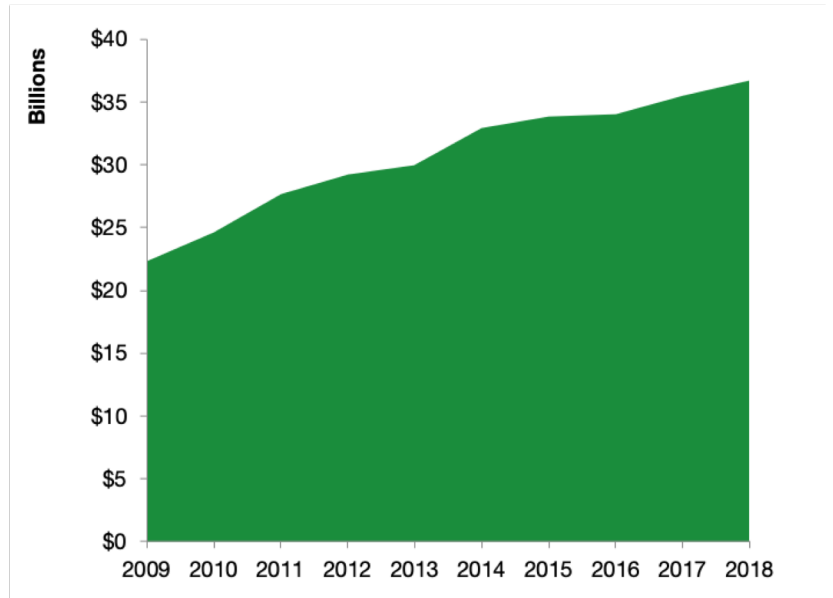
Illinois Services Exports

U.S. Services Supply the World

Illinois has seen a rise in overall services exports since 2009, boosting state economic growth and jobs, and contributing to the overall U.S. services trade surplus of \$260 billion in 2018.

The U.S. services industries are the most competitive and innovative in the world. They provide new economic opportunities and contribute to the successful production of manufacturing and agriculture in the United States and abroad.

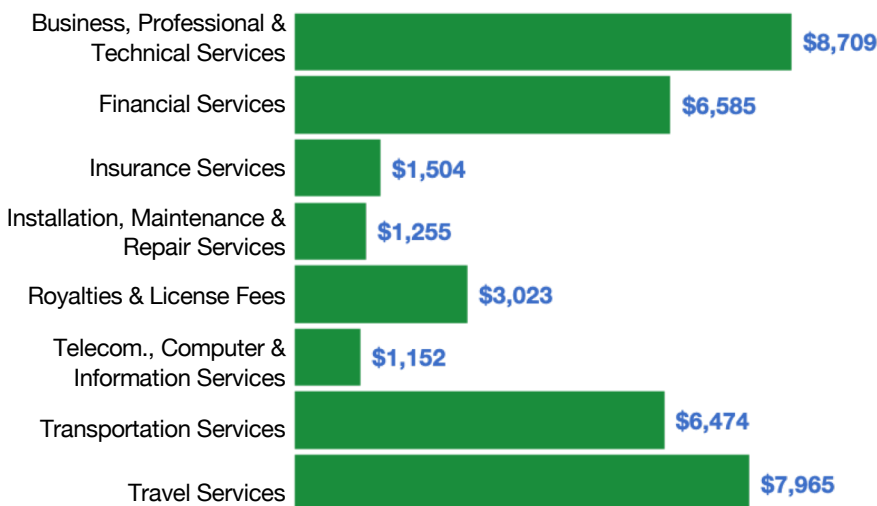
2009	2018
\$22.3 billion	\$36.7 billion



Illinois Services Exports Support 248,800 Jobs

Illinois Services Exports by Sector, 2018 (\$ millions)

Illinois Services Exports to Select Countries, 2018



- To China:** \$2.8 billion in services exports supporting 22,300 jobs
- To Canada:** \$3.0 billion in services exports supporting 20,400 jobs
- To Mexico:** \$1.4 billion in services exports supporting 10,400 jobs
- To Korea:** \$863 million in services exports supporting 6,480 jobs
- To Japan:** \$2.2 billion in services exports supporting 13,900 jobs
- To EU:** \$8.0 billion in services exports supporting 50,400 jobs
- To UK:** \$3.6 billion in services exports supporting 23,300 jobs

* Sources: National data from the U.S. Bureau of Economic Analysis, state export and jobs data from The Trade Partnership. Copyright 2020. The Coalition of Services Industries. All rights reserved.

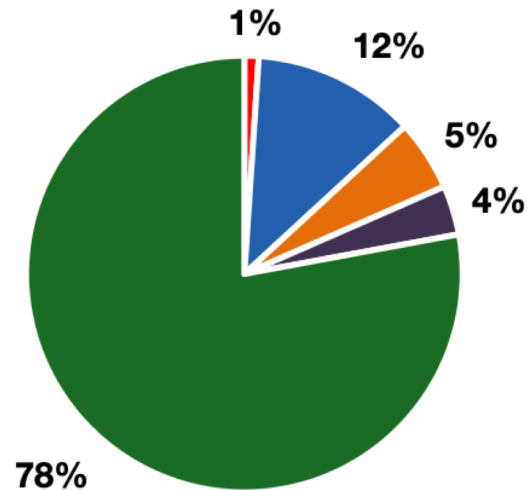
For more information on all fifty states, please visit servicescoalition.org/exports or contact admin@uscsi.org

ILLINOIS

Services Fuel U.S. Jobs and Growth

Services fuel America's economic growth and jobs, generating more than 77 percent of employment in the United States and 68 percent of GDP. Services are a major component of the manufacturing and agricultural sectors, and they boost the competitiveness of those sectors.

In Illinois, services accounted for 78 percent of all jobs in 2018. The top services sector for employment was educational services, and health care and social assistance, which alone employed 1,426,700 Illinois workers.



■ Services ■ Agriculture ■ Manufacturing
■ Construction ■ Public Administration

Illinois Services Industries Employ **4.9 Million** Workers

Illinois Jobs by Sector and Services Subsector, 2018

Agriculture, Forestry, & Mining	66,300
Construction	328,600
Manufacturing	753,300
Public Administration	226,900
Total Services	4,850,900
<i>Wholesale Trade</i>	188,500
<i>Retail Trade</i>	670,000
<i>Transportation, Warehousing, & Utilities</i>	394,500
<i>Information</i>	120,000
<i>Finance, Insurance, & Real Estate</i>	453,400
<i>Professional, Scientific, & Management</i>	735,300
<i>Education, Health Care, & Social Assistance</i>	1,426,700
<i>Arts, Entertainment, Accommodation, & Food</i>	568,500
<i>Other Services</i>	294,100