

## IOWA

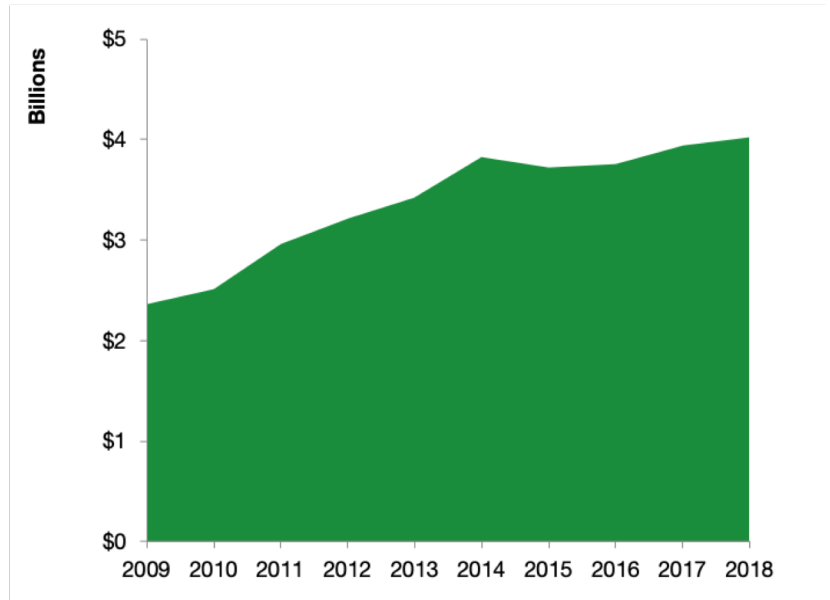
### Iowa Services Exports

#### U.S. Services Supply the World

Iowa has seen a rise in overall services exports since 2009, boosting state economic growth and jobs, and contributing to the overall U.S. services trade surplus of \$260 billion in 2018.

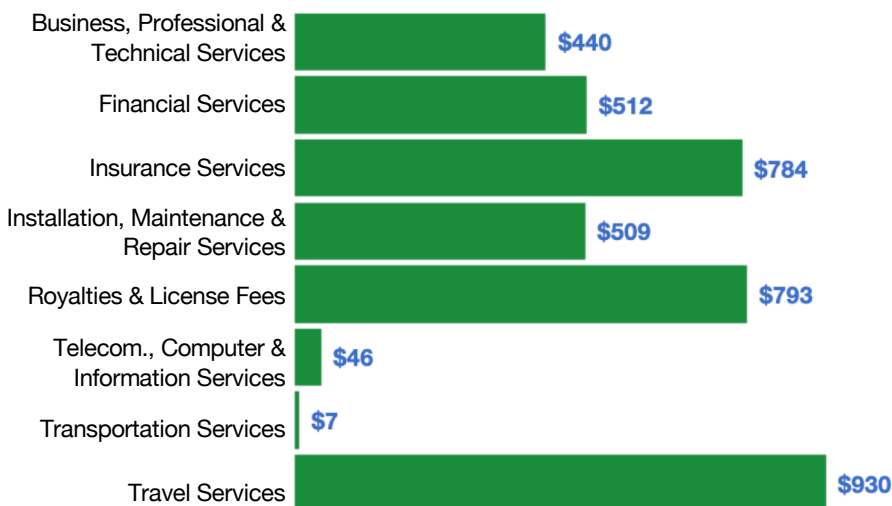
The U.S. services industries are the most competitive and innovative in the world. They provide new economic opportunities and contribute to the successful production of manufacturing and agriculture in the United States and abroad.

2009	2018
<b>\$2.4 billion</b>	<b>\$4.0 billion</b>



### Iowa Services Exports Support 26,700 Jobs

#### Iowa Services Exports by Sector, 2018 (\$ millions)



#### Iowa Services Exports to Select Countries, 2018

- To China:** \$336 million in services exports supporting 2,520 jobs
- To Canada:** \$276 million in services exports supporting 1,900 jobs
- To Mexico:** \$130 million in services exports supporting 980 jobs
- To Korea:** \$118 million in services exports supporting 820 jobs
- To Japan:** \$268 million in services exports supporting 1,720 jobs
- To EU:** \$746 million in services exports supporting 4,520 jobs
- To UK:** \$376 million in services exports supporting 2,460 jobs

\* Sources: National data from the U.S. Bureau of Economic Analysis, state export and jobs data from The Trade Partnership.  
Copyright 2020. The Coalition of Services Industries. All rights reserved.

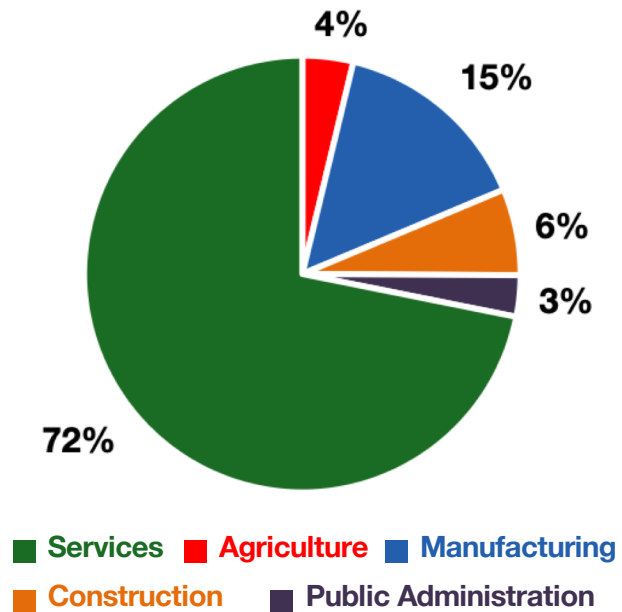
For more information on all fifty states, please visit [servicescoalition.org/exports](https://servicescoalition.org/exports) or contact [admin@uscsi.org](mailto:admin@uscsi.org)

## IOWA

### Services Fuel U.S. Jobs and Growth

Services fuel America's economic growth and jobs, generating more than 77 percent of employment in the United States and 68 percent of GDP. Services are a major component of the manufacturing and agricultural sectors, and they boost the competitiveness of those sectors.

In Iowa, services accounted for 72 percent of all jobs in 2018. The top services sector for employment was educational services, and health care and social assistance, which alone employed 392,700 Iowa workers.



Iowa Services Industries Employ **1.2 Million** Workers

### Iowa Jobs by Sector and Services Subsector, 2018

Agriculture, Forestry, & Mining	60,600
Construction	103,000
Manufacturing	240,200
Public Administration	49,200
<b>Total Services</b>	<b>1,156,500</b>
<i>Wholesale Trade</i>	45,900
<i>Retail Trade</i>	188,100
<i>Transportation, Warehousing, &amp; Utilities</i>	76,700
<i>Information</i>	26,100
<i>Finance, Insurance, &amp; Real Estate</i>	122,900
<i>Professional, Scientific, &amp; Management</i>	117,600
<i>Education, Health Care, &amp; Social Assistance</i>	392,700
<i>Arts, Entertainment, Accommodation, &amp; Food</i>	118,100
<i>Other Services</i>	68,300