

## HAWAII

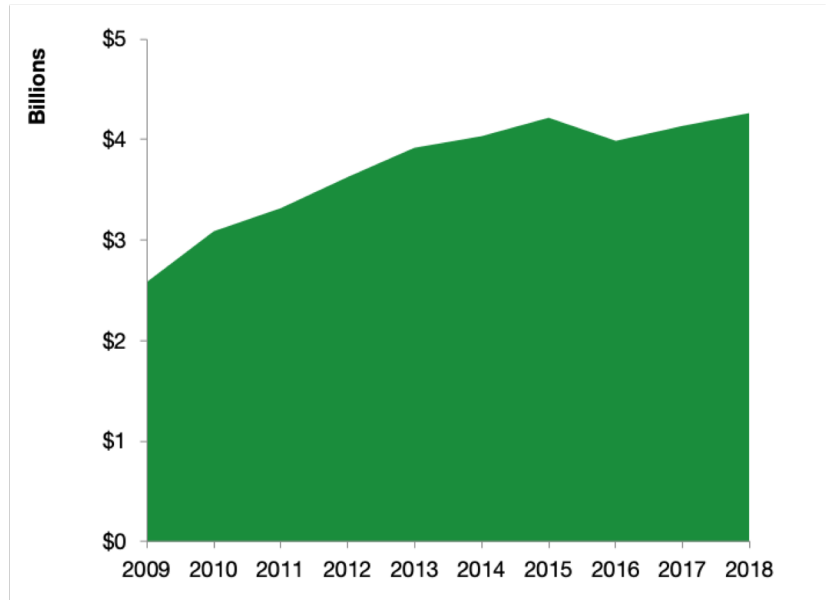
### Hawaii Services Exports

#### U.S. Services Supply the World

Hawaii has seen a rise in overall services exports since 2009, boosting state economic growth and jobs, and contributing to the overall U.S. services trade surplus of \$260 billion in 2018.

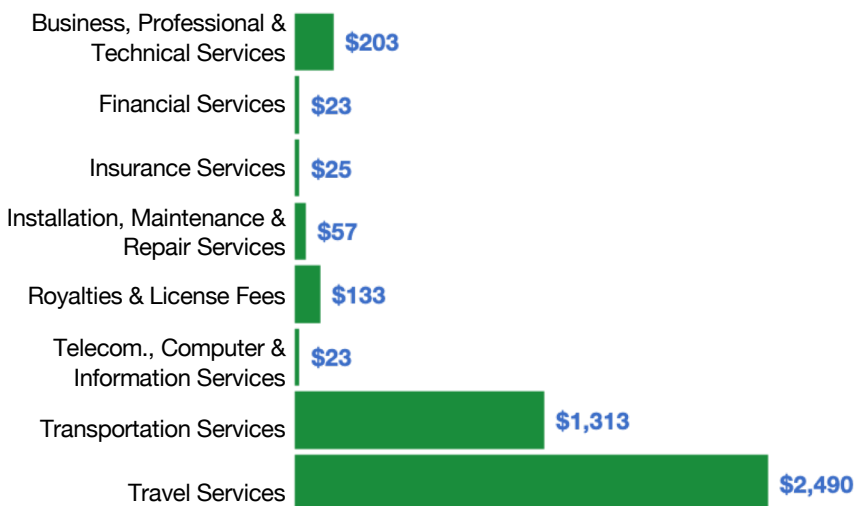
The U.S. services industries are the most competitive and innovative in the world. They provide new economic opportunities and contribute to the successful production of manufacturing and agriculture in the United States and abroad.

2009	2018
<b>\$2.6 billion</b>	<b>\$4.3 billion</b>



### Hawaii Services Exports Support 32,900 Jobs

#### Hawaii Services Exports by Sector, 2018 (\$ millions)



#### Hawaii Services Exports to Select Countries, 2018

- To China:** \$429 million in services exports supporting 3,380 jobs
- To Canada:** \$406 million in services exports supporting 3,150 jobs
- To Mexico:** \$337 million in services exports supporting 2,800 jobs
- To Korea:** \$129 million in services exports supporting 1,140 jobs
- To Japan:** \$355 million in services exports supporting 2,360 jobs
- To EU:** \$636 million in services exports supporting 4,960 jobs
- To UK:** \$298 million in services exports supporting 2,320 jobs

\* Sources: National data from the U.S. Bureau of Economic Analysis, state export and jobs data from The Trade Partnership. Copyright 2020. The Coalition of Services Industries. All rights reserved.

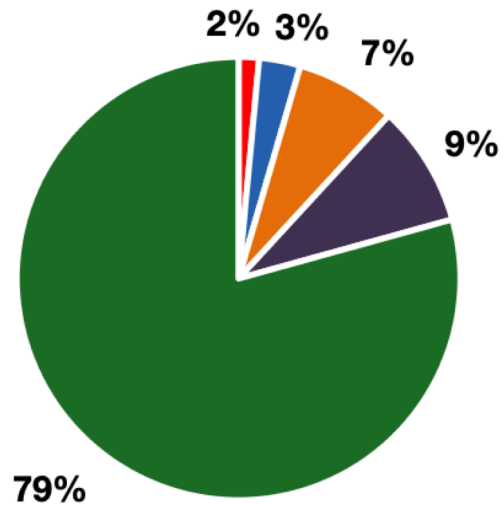
For more information on all fifty states, please visit [servicescoalition.org/exports](https://servicescoalition.org/exports) or contact [admin@uscsi.org](mailto:admin@uscsi.org)

## HAWAII

### Services Fuel U.S. Jobs and Growth

Services fuel America's economic growth and jobs, generating more than 77 percent of employment in the United States and 68 percent of GDP. Services are a major component of the manufacturing and agricultural sectors, and they boost the competitiveness of those sectors.

In Hawaii, services accounted for 79 percent of all jobs in 2018. The top services sector for employment was educational services, and health care and social assistance, which alone employed 138,900 Hawaii workers.



■ Services 
 ■ Agriculture 
 ■ Manufacturing 
 ■ Construction 
 ■ Public Administration

Hawaii Services Industries Employ **537,200** Workers

### Hawaii Jobs by Sector and Services Subsector, 2018

Agriculture, Forestry, & Mining	10,100
Construction	49,700
Manufacturing	20,400
Public Administration	60,000
<b>Total Services</b>	<b>537,200</b>
<i>Wholesale Trade</i>	15,000
<i>Retail Trade</i>	78,100
<i>Transportation, Warehousing, &amp; Utilities</i>	39,900
<i>Information</i>	10,200
<i>Finance, Insurance, &amp; Real Estate</i>	45,400
<i>Professional, Scientific, &amp; Management</i>	68,600
<i>Education, Health Care, &amp; Social Assistance</i>	138,900
<i>Arts, Entertainment, Accommodation, &amp; Food</i>	111,400
<i>Other Services</i>	29,600