

GEORGIA

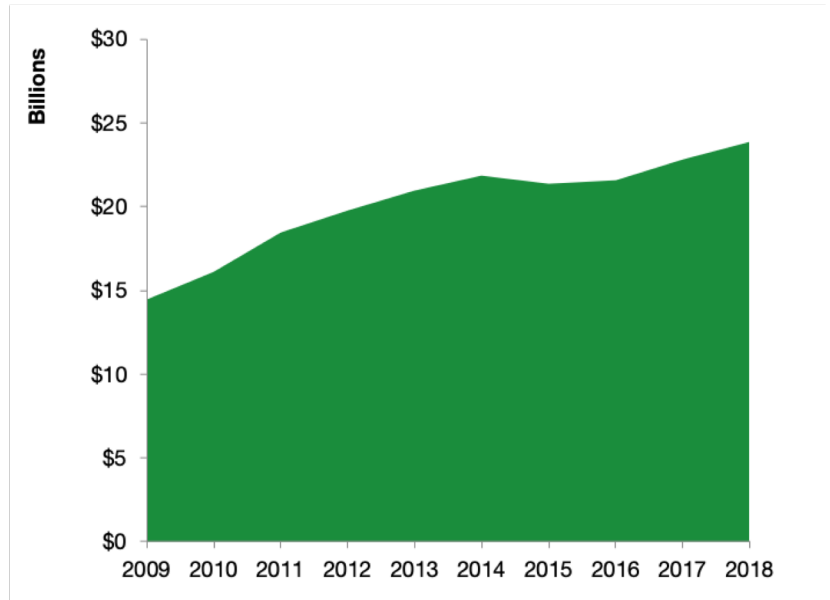
Georgia Services Exports

U.S. Services Supply the World

Georgia has seen a rise in overall services exports since 2009, boosting state economic growth and jobs, and contributing to the overall U.S. services trade surplus of \$260 billion in 2018.

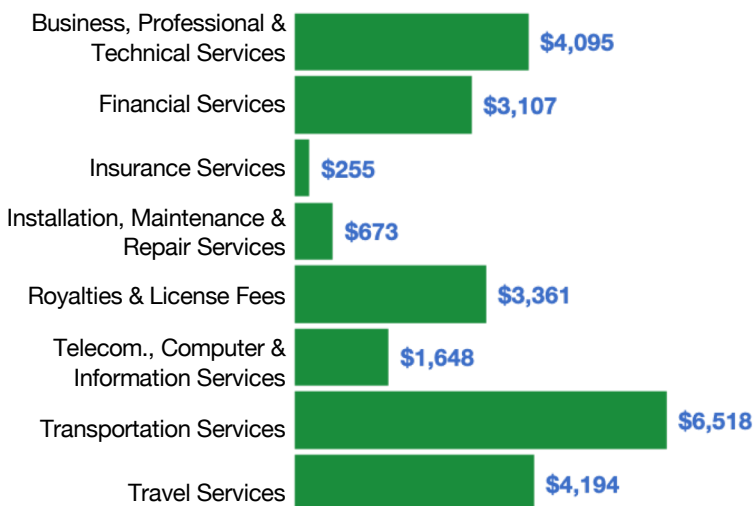
The U.S. services industries are the most competitive and innovative in the world. They provide new economic opportunities and contribute to the successful production of manufacturing and agriculture in the United States and abroad.

2009	2018
\$14.4 billion	\$23.9 billion



Georgia Services Exports Support 150,100 Jobs

Georgia Services Exports by Sector, 2018 (\$ millions)



Georgia Services Exports to Select Countries, 2018

- To China:** \$1.5 billion in services exports supporting 11,100 jobs
- To Canada:** \$1.9 billion in services exports supporting 12,200 jobs
- To Mexico:** \$971 million in services exports supporting 6,690 jobs
- To Korea:** \$621 million in services exports supporting 4,090 jobs
- To Japan:** \$1.5 billion in services exports supporting 8,560 jobs
- To EU:** \$5.4 billion in services exports supporting 31,700 jobs
- To UK:** \$2.4 billion in services exports supporting 14,600 jobs

* Sources: National data from the U.S. Bureau of Economic Analysis, state export and jobs data from The Trade Partnership. Copyright 2020. The Coalition of Services Industries. All rights reserved.

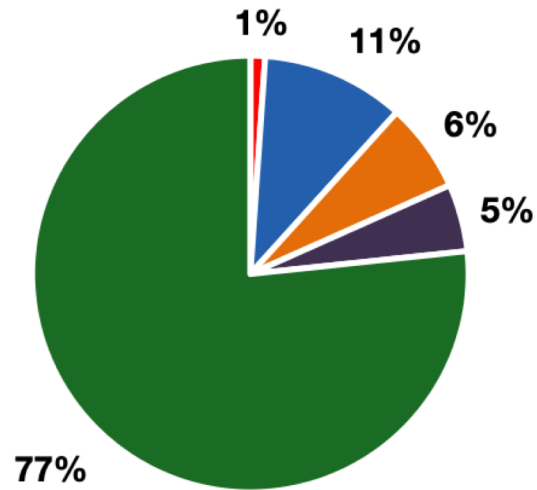
For more information on all fifty states, please visit servicescoalition.org/exports or contact admin@uscsi.org

GEORGIA

Services Fuel U.S. Jobs and Growth

Services fuel America's economic growth and jobs, generating more than 77 percent of employment in the United States and 68 percent of GDP. Services are a major component of the manufacturing and agricultural sectors, and they boost the competitiveness of those sectors.

In Georgia, services accounted for 77 percent of all jobs in 2018. The top services sector for employment was educational services, and health care and social assistance, which alone employed 983,300 Georgia workers.



■ Services ■ Agriculture ■ Manufacturing
■ Construction ■ Public Administration

Georgia Services Industries Employ **3.6 Million** Workers

Georgia Jobs by Sector and Services Subsector, 2018

Agriculture, Forestry, & Mining	51,600
Construction	312,400
Manufacturing	501,400
Public Administration	235,900
Total Services	3,619,800
<i>Wholesale Trade</i>	131,600
<i>Retail Trade</i>	552,800
<i>Transportation, Warehousing, & Utilities</i>	302,500
<i>Information</i>	113,000
<i>Finance, Insurance, & Real Estate</i>	293,000
<i>Professional, Scientific, & Management</i>	568,300
<i>Education, Health Care, & Social Assistance</i>	983,300
<i>Arts, Entertainment, Accommodation, & Food</i>	444,800
<i>Other Services</i>	230,400