

WASHINGTON, DC

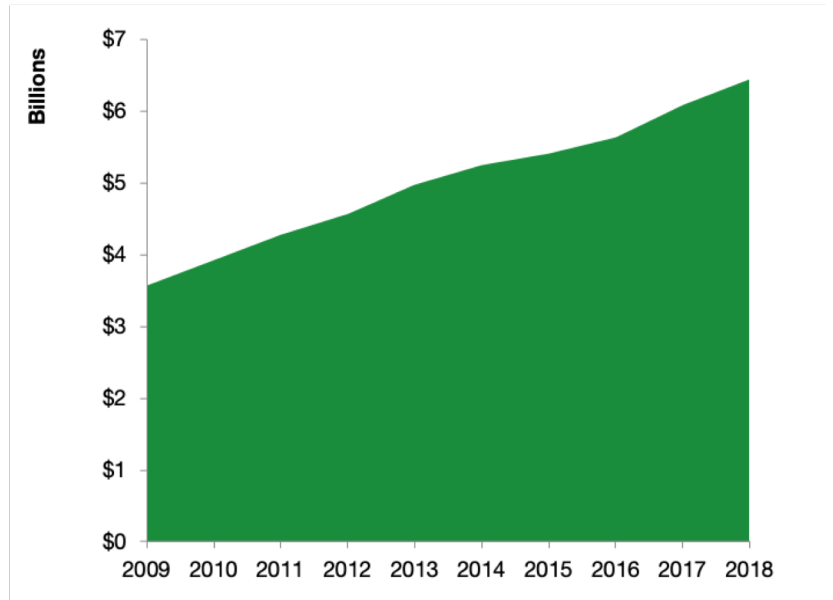
Washington, DC Services Exports

U.S. Services Supply the World

Washington, DC has seen a rise in overall services exports since 2009, boosting state economic growth and jobs, and contributing to the overall U.S. services trade surplus of \$260 billion in 2018.

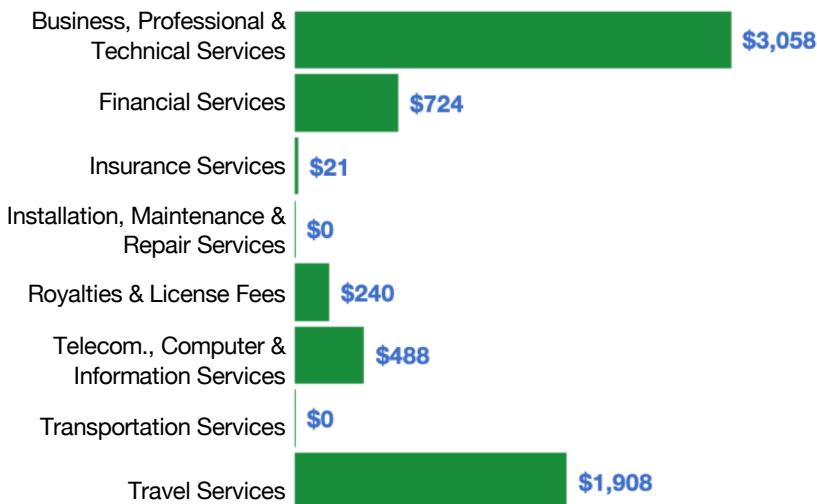
The U.S. services industries are the most competitive and innovative in the world. They provide new economic opportunities and contribute to the successful production of manufacturing and agriculture in the United States and abroad.

2009	2018
\$3.6 billion	\$6.4 billion



Washington, DC Services Exports Support 47,400 Jobs

Washington, DC Services Exports by Sector, 2018 (\$ millions)



Washington, DC Services Exports to Select Countries, 2018

- To China:** \$440 million in services exports supporting 3,970 jobs
- To Canada:** \$582 million in services exports supporting 4,190 jobs
- To Mexico:** \$231 million in services exports supporting 1,960 jobs
- To Korea:** \$141 million in services exports supporting 1,170 jobs
- To Japan:** \$304 million in services exports supporting 2,160 jobs
- To EU:** \$1.5 billion in services exports supporting 10,500 jobs
- To UK:** \$630 million in services exports supporting 4,420 jobs

* Sources: National data from the U.S. Bureau of Economic Analysis, state export and jobs data from The Trade Partnership.
Copyright 2020. The Coalition of Services Industries. All rights reserved.

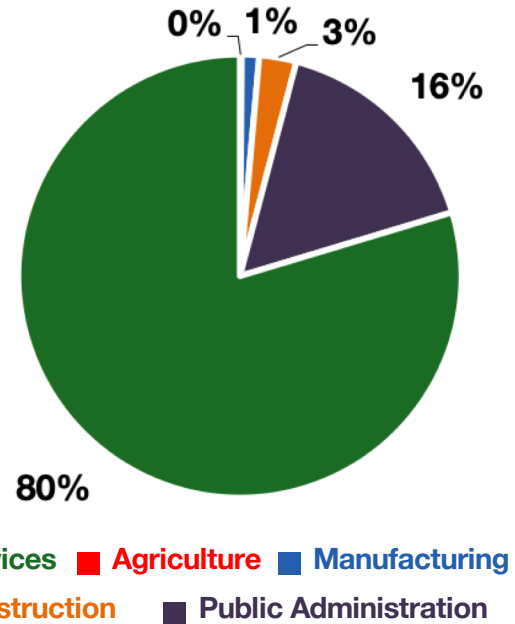
For more information on all fifty states, please visit servicescoalition.org/exports or contact admin@uscsi.org

WASHINGTON, DC

Services Fuel U.S. Jobs and Growth

Services fuel America's economic growth and jobs, generating more than 77 percent of employment in the United States and 68 percent of GDP. Services are a major component of the manufacturing and agricultural sectors, and they boost the competitiveness of those sectors.

In Washington, DC, services accounted for 80 percent of all jobs in 2018. The top services sector for employment was professional, scientific, and management, and administrative and waste management services, which alone employed 86,300 Washington, DC workers.



Washington, DC Services Industries Employ **294,000** Workers

Washington, DC Jobs by Sector and Services Subsector, 2018

Agriculture, Forestry, & Mining	480
Construction	10,000
Manufacturing	4,680
Public Administration	60,000
Total Services	294,000
<i>Wholesale Trade</i>	1,890
<i>Retail Trade</i>	17,300
<i>Transportation, Warehousing, & Utilities</i>	11,600
<i>Information</i>	13,900
<i>Finance, Insurance, & Real Estate</i>	24,800
<i>Professional, Scientific, & Management</i>	86,300
<i>Education, Health Care, & Social Assistance</i>	68,500
<i>Arts, Entertainment, Accommodation, & Food</i>	36,700
<i>Other Services</i>	33,200