

CONNECTICUT

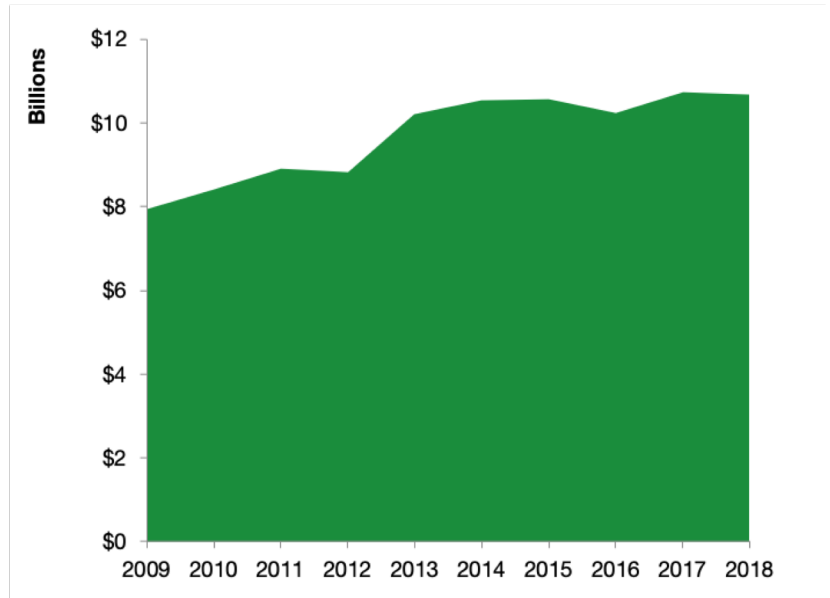
Connecticut Services Exports

U.S. Services Supply the World

Connecticut has seen a rise in overall services exports since 2009, boosting state economic growth and jobs, and contributing to the overall U.S. services trade surplus of \$260 billion in 2018.

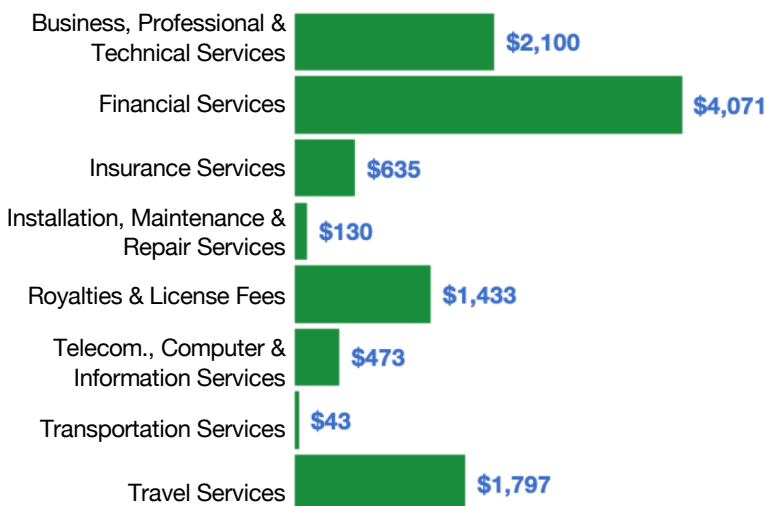
The U.S. services industries are the most competitive and innovative in the world. They provide new economic opportunities and contribute to the successful production of manufacturing and agriculture in the United States and abroad.

2009	2018
\$7.9 billion	\$10.7 billion



Connecticut Services Exports Support 66,600 Jobs

Connecticut Services Exports by Sector, 2018 (\$ millions)



Connecticut Services Exports to Select Countries, 2018

- To China:** \$628 million in services exports supporting 5,120 jobs
- To Canada:** \$814 million in services exports supporting 5,210 jobs
- To Mexico:** \$308 million in services exports supporting 2,270 jobs
- To Korea:** \$213 million in services exports supporting 1,520 jobs
- To Japan:** \$517 million in services exports supporting 3,170 jobs
- To EU:** \$2.2 billion in services exports supporting 12,800 jobs
- To UK:** \$1.2 billion in services exports supporting 7,030 jobs

* Sources: National data from the U.S. Bureau of Economic Analysis, state export and jobs data from The Trade Partnership. Copyright 2020. The Coalition of Services Industries. All rights reserved.

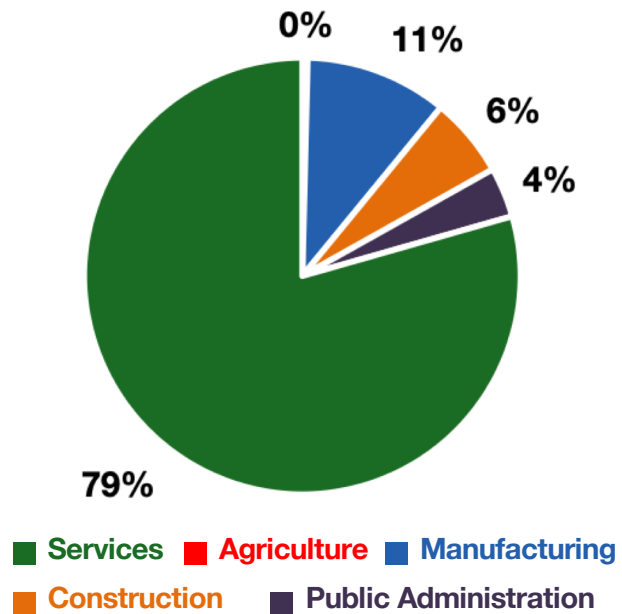
For more information on all fifty states, please visit servicescoalition.org/exports or contact admin@uscsi.org

CONNECTICUT

Services Fuel U.S. Jobs and Growth

Services fuel America's economic growth and jobs, generating more than 77 percent of employment in the United States and 68 percent of GDP. Services are a major component of the manufacturing and agricultural sectors, and they boost the competitiveness of those sectors.

In Connecticut, services accounted for 79 percent of all jobs in 2018. The top services sector for employment was educational services, and health care and social assistance, which alone employed 479,700 Connecticut workers.



Connecticut Services Industries Employ **1.4 Million** Workers

Connecticut Jobs by Sector and Services Subsector, 2018

Agriculture, Forestry, & Mining	7,200
Construction	107,300
Manufacturing	191,000
Public Administration	67,200
Total Services	1,437,800
<i>Wholesale Trade</i>	44,700
<i>Retail Trade</i>	191,900
<i>Transportation, Warehousing, & Utilities</i>	72,800
<i>Information</i>	41,800
<i>Finance, Insurance, & Real Estate</i>	164,600
<i>Professional, Scientific, & Management</i>	207,600
<i>Education, Health Care, & Social Assistance</i>	479,700
<i>Arts, Entertainment, Accommodation, & Food</i>	150,900
<i>Other Services</i>	83,700