

## CALIFORNIA

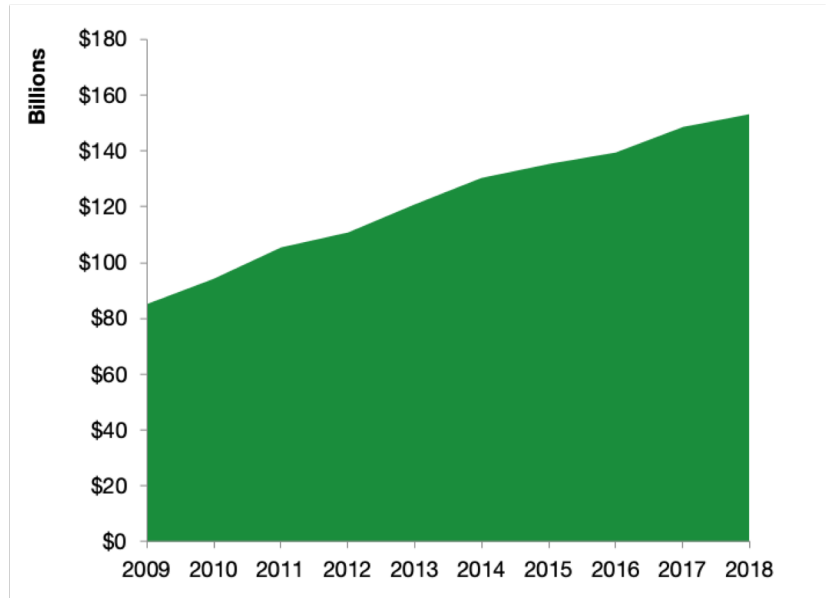
### California Services Exports

#### U.S. Services Supply the World

California has seen a rise in overall services exports since 2009, boosting state economic growth and jobs, and contributing to the overall U.S. services trade surplus of \$260 billion in 2018.

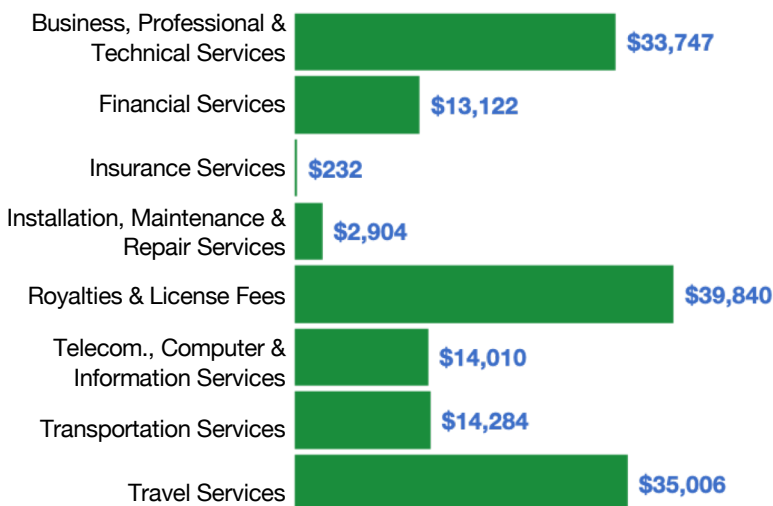
The U.S. services industries are the most competitive and innovative in the world. They provide new economic opportunities and contribute to the successful production of manufacturing and agriculture in the United States and abroad.

2009	2018
<b>\$84.9 billion</b>	<b>\$153 billion</b>



### California Services Exports Support 972,700 Jobs

#### California Services Exports by Sector, 2018 (\$ millions)



#### California Services Exports to Select Countries, 2018

- To China:** \$10 billion in services exports supporting 78,900 jobs
- To Canada:** \$11 billion in services exports supporting 74,900 jobs
- To Mexico:** \$5.9 billion in services exports supporting 44,500 jobs
- To Korea:** \$4.6 billion in services exports supporting 30,000 jobs
- To Japan:** \$8.8 billion in services exports supporting 52,700 jobs
- To EU:** \$37.0 billion in services exports supporting 214,200 jobs
- To UK:** \$14 billion in services exports supporting 85,900 jobs

\* Sources: National data from the U.S. Bureau of Economic Analysis, state export and jobs data from The Trade Partnership.  
Copyright 2020. The Coalition of Services Industries. All rights reserved.

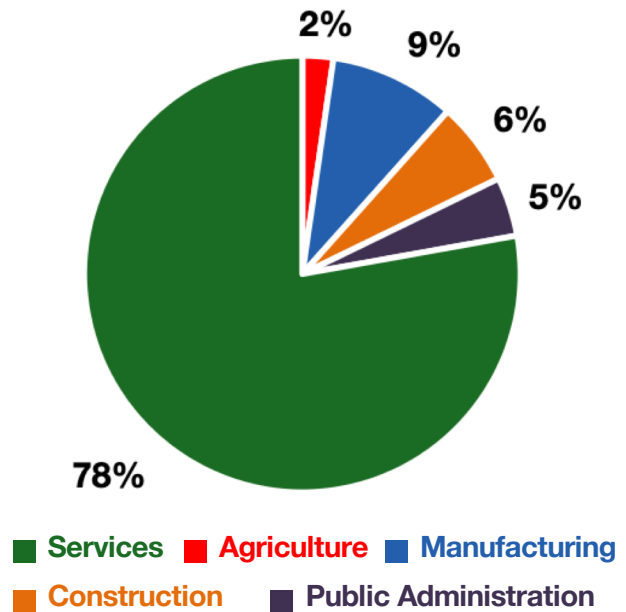
For more information on all fifty states, please visit [servicescoalition.org/exports](https://servicescoalition.org/exports) or contact [admin@uscsi.org](mailto:admin@uscsi.org)

## CALIFORNIA

### Services Fuel U.S. Jobs and Growth

Services fuel America's economic growth and jobs, generating more than 77 percent of employment in the United States and 68 percent of GDP. Services are a major component of the manufacturing and agricultural sectors, and they boost the competitiveness of those sectors.

In California, services accounted for 78 percent of all jobs in 2018. The top services sector for employment was educational services, and health care and social assistance, which alone employed 3,839,700 California workers.



California Services Industries Employ **14.2 Million** Workers

### California Jobs by Sector and Services Subsector, 2018

Agriculture, Forestry, & Mining	419,600
Construction	1,132,700
Manufacturing	1,706,100
Public Administration	802,300
<b>Total Services</b>	<b>14,248,400</b>
<i>Wholesale Trade</i>	529,500
<i>Retail Trade</i>	1,947,200
<i>Transportation, Warehousing, &amp; Utilities</i>	941,200
<i>Information</i>	538,500
<i>Finance, Insurance, &amp; Real Estate</i>	1,111,900
<i>Professional, Scientific, &amp; Management</i>	2,457,300
<i>Education, Health Care, &amp; Social Assistance</i>	3,839,700
<i>Arts, Entertainment, Accommodation, &amp; Food</i>	1,916,000
<i>Other Services</i>	967,200