

## ARIZONA

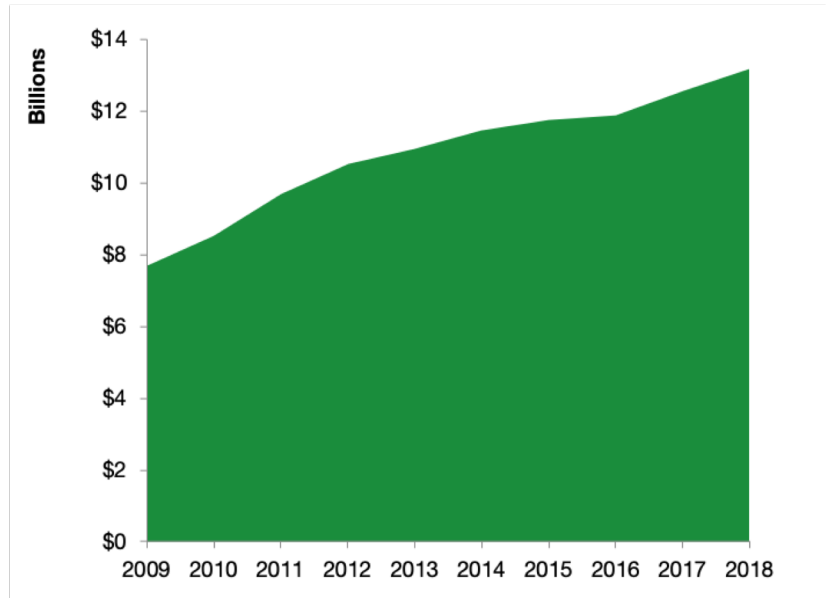
### Arizona Services Exports

#### U.S. Services Supply the World

Arizona has seen a rise in overall services exports since 2009, boosting state economic growth and jobs, and contributing to the overall U.S. services trade surplus of \$260 billion in 2018.

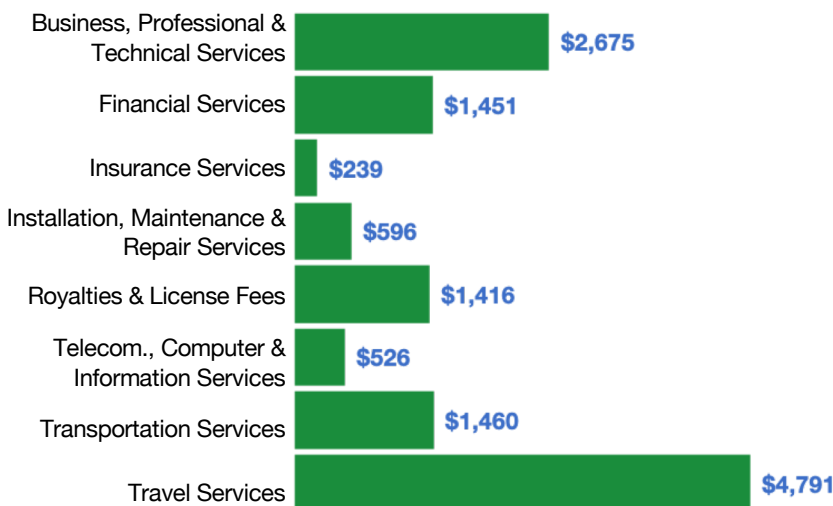
The U.S. services industries are the most competitive and innovative in the world. They provide new economic opportunities and contribute to the successful production of manufacturing and agriculture in the United States and abroad.

2009	2018
<b>\$7.7 billion</b>	<b>\$13.2 billion</b>



### Arizona Services Exports Support 97,200 Jobs

#### Arizona Services Exports by Sector, 2018 (\$ millions)



#### Arizona Services Exports to Select Countries, 2018

- To China:** \$1.0 billion in services exports supporting 8,920 jobs
- To Canada:** \$1.1 billion in services exports supporting 7,970 jobs
- To Mexico:** \$692 million in services exports supporting 5,610 jobs
- To Korea:** \$347 million in services exports supporting 2,870 jobs
- To Japan:** \$759 million in services exports supporting 5,190 jobs
- To EU:** \$2.7 billion in services exports supporting 18,500 jobs
- To UK:** \$1.1 billion in services exports supporting 7,980 jobs

\* Sources: National data from the U.S. Bureau of Economic Analysis, state export and jobs data from The Trade Partnership.  
Copyright 2020. The Coalition of Services Industries. All rights reserved.

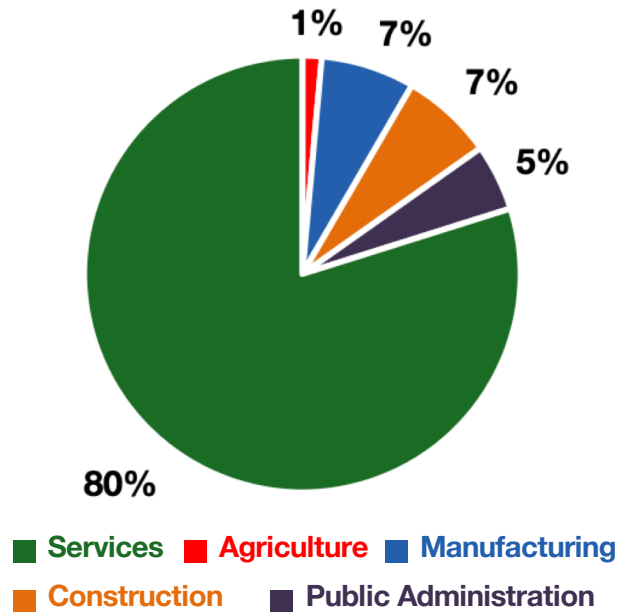
For more information on all fifty states, please visit [servicescoalition.org/exports](https://servicescoalition.org/exports) or contact [admin@uscsi.org](mailto:admin@uscsi.org)

## ARIZONA

### Services Fuel U.S. Jobs and Growth

Services fuel America's economic growth and jobs, generating more than 77 percent of employment in the United States and 68 percent of GDP. Services are a major component of the manufacturing and agricultural sectors, and they boost the competitiveness of those sectors.

In Arizona, services accounted for 80 percent of all jobs in 2018. The top services sector for employment was educational services, and health care and social assistance, which alone employed 666,300 Arizona workers.



Arizona Services Industries Employ **2.4 Million** Workers

### Arizona Jobs by Sector and Services Subsector, 2018

Agriculture, Forestry, & Mining	43,500
Construction	208,100
Manufacturing	211,900
Public Administration	150,500
<b>Total Services</b>	<b>2,432,100</b>
<i>Wholesale Trade</i>	70,700
<i>Retail Trade</i>	370,400
<i>Transportation, Warehousing, &amp; Utilities</i>	159,100
<i>Information</i>	55,400
<i>Finance, Insurance, &amp; Real Estate</i>	252,600
<i>Professional, Scientific, &amp; Management</i>	373,400
<i>Education, Health Care, &amp; Social Assistance</i>	666,300
<i>Arts, Entertainment, Accommodation, &amp; Food</i>	336,900
<i>Other Services</i>	147,300