

Virginia's 11TH DISTRICT

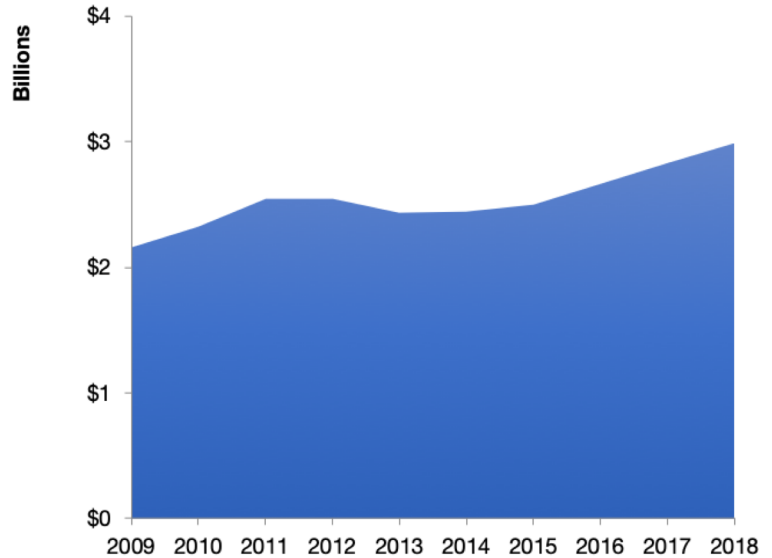
U.S. Services Supply the World

VA-11 has seen a rise in overall services exports since 2009, boosting state economic growth and jobs, and contributing to the overall U.S. services trade surplus of \$260 billion in 2018.

The U.S. services industries are the most competitive and innovative in the world. They provide new economic opportunities and contribute to the successful production of manufacturing and agriculture in the United States and abroad.

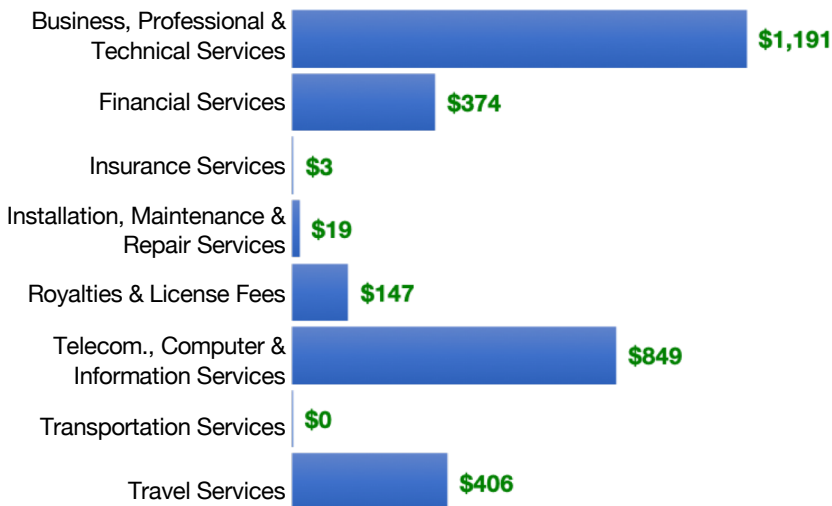
2009	2018
\$2.2 billion	\$3.0 billion

VA-11 Services Exports



VA-11 Services Exports Support **22,000** Jobs

VA-11 Services Exports by Sector, 2018 (\$ millions)



VA-11 Services Exports to Select Countries, 2018

- To China:** \$154 million in services exports supporting **1,410 jobs**
- To Canada:** \$248 million in services exports supporting **1,810 jobs**
- To Mexico:** \$95 million in services exports supporting **730 jobs**
- To Korea:** \$52 million in services exports supporting **410 jobs**
- To Japan:** \$133 million in services exports supporting **940 jobs**
- To EU:** \$727 million in services exports supporting **5,140 jobs**
- To UK:** \$319 million in services exports supporting **2,290 jobs**

* Sources: National data from the U.S. Bureau of Economic Analysis, state export and jobs data from The Trade Partnership. Copyright 2020. The Coalition of Services Industries. All rights reserved.

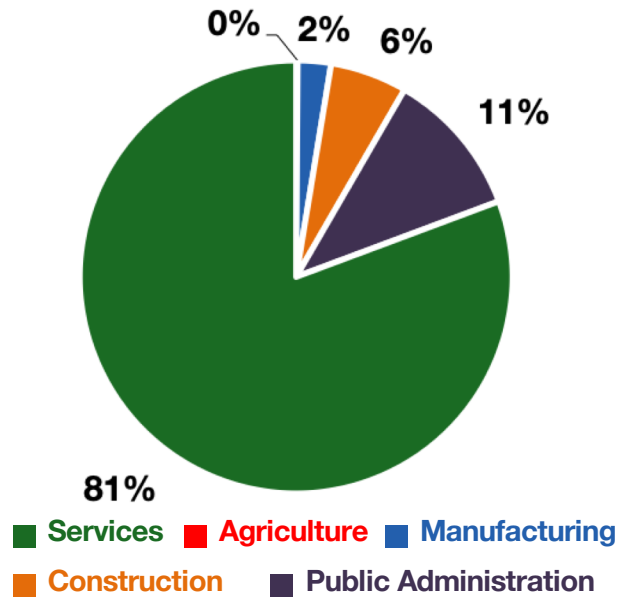
For more information on all fifty states, please visit servicescoalition.org/exports or contact admin@uscsi.org

Virginia's 11TH DISTRICT

Services Fuel U.S. Jobs and Growth

Services fuel America's economic growth and jobs, generating more than 77 percent of employment in the United States and 68 percent of GDP. Services are a major component of the manufacturing and agricultural sectors, and they boost the competitiveness of those sectors.

In VA-11, services accounted for 81 percent of all jobs in 2018. The top services sector for employment was professional, scientific, and management, and administrative and waste management services, which alone employed 101,300 VA-11 workers.



VA-11 Services Industries Employ **342,800** Workers

VA-11 Jobs by Sector and Services Subsector, 2018

Agriculture, Forestry, & Mining	480
Construction	24,500
Manufacturing	10,600
Public Administration	46,600
Total Services	342,800
<i>Wholesale Trade</i>	5,320
<i>Retail Trade</i>	37,400
<i>Transportation, Warehousing, & Utilities</i>	16,700
<i>Information</i>	10,600
<i>Finance, Insurance, & Real Estate</i>	27,500
<i>Professional, Scientific, & Management</i>	101,300
<i>Education, Health Care, & Social Assistance</i>	80,600
<i>Arts, Entertainment, Accommodation, & Food</i>	37,700
<i>Other Services</i>	25,700