

Virginia's 1ST DISTRICT

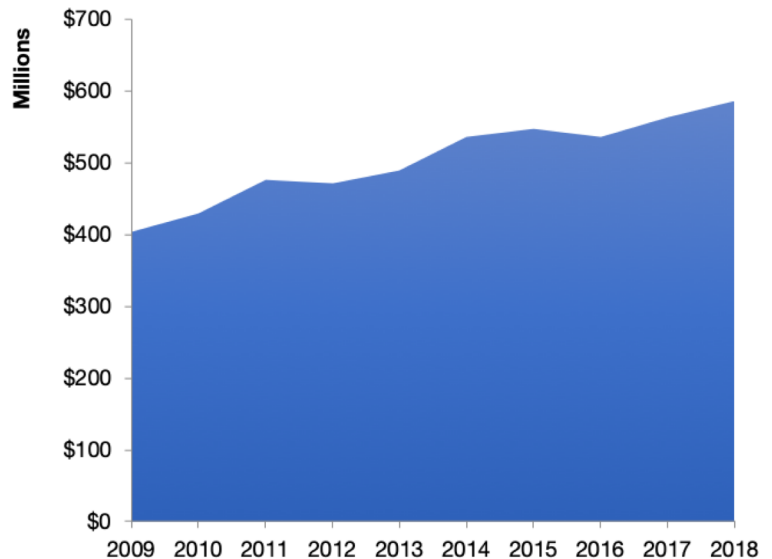
U.S. Services Supply the World

VA-1 has seen a rise in overall services exports since 2009, boosting state economic growth and jobs, and contributing to the overall U.S. services trade surplus of \$260 billion in 2018.

The U.S. services industries are the most competitive and innovative in the world. They provide new economic opportunities and contribute to the successful production of manufacturing and agriculture in the United States and abroad.

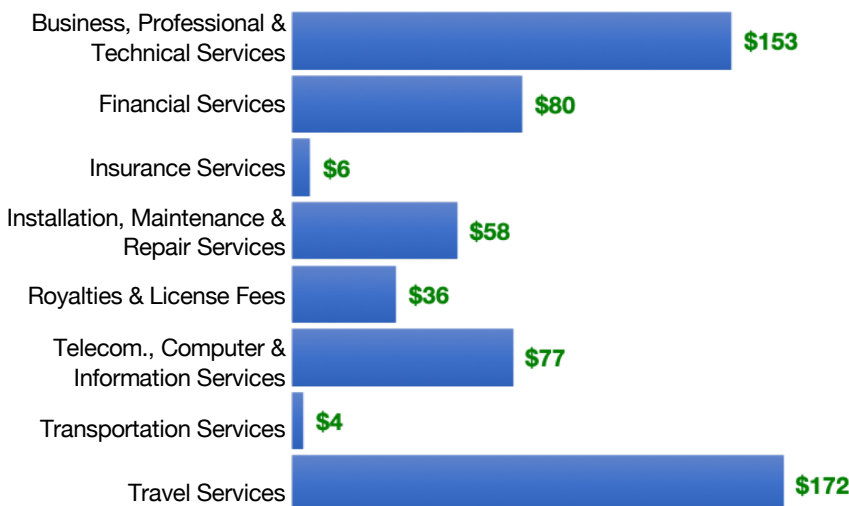
2009	2018
\$403 million	\$587 million

VA-1 Services Exports



VA-1 Services Exports Support 4,460 Jobs

VA-1 Services Exports by Sector, 2018 (\$ millions)



VA-1 Services Exports to Select Countries, 2018

- To China:** \$33 million in services exports supporting 270 jobs
- To Canada:** \$51 million in services exports supporting 400 jobs
- To Mexico:** \$28 million in services exports supporting 240 jobs
- To Korea:** \$14 million in services exports supporting 110 jobs
- To Japan:** \$30 million in services exports supporting 220 jobs
- To EU:** \$124 million in services exports supporting 920 jobs
- To UK:** \$58 million in services exports supporting 430 jobs

* Sources: National data from the U.S. Bureau of Economic Analysis, state export and jobs data from The Trade Partnership. Copyright 2020. The Coalition of Services Industries. All rights reserved.

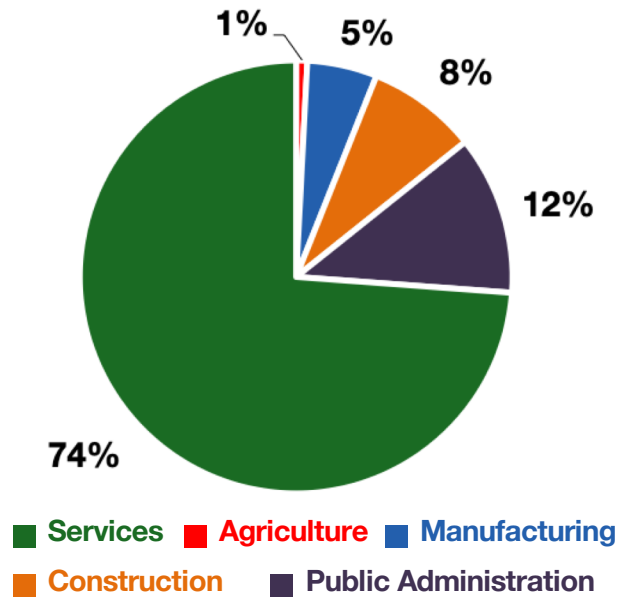
For more information on all fifty states, please visit servicescoalition.org/exports or contact admin@uscsi.org

Virginia's 1ST DISTRICT

Services Fuel U.S. Jobs and Growth

Services fuel America's economic growth and jobs, generating more than 77 percent of employment in the United States and 68 percent of GDP. Services are a major component of the manufacturing and agricultural sectors, and they boost the competitiveness of those sectors.

In VA-1, services accounted for 74 percent of all jobs in 2018. The top services sector for employment was educational services, and health care and social assistance, which alone employed 80,700 VA-1 workers.



VA-1 Services Industries Employ **286,900** Workers

VA-1 Jobs by Sector and Services Subsector, 2018

Agriculture, Forestry, & Mining	3,220
Construction	32,000
Manufacturing	20,300
Public Administration	46,200
Total Services	286,900
<i>Wholesale Trade</i>	8,340
<i>Retail Trade</i>	43,800
<i>Transportation, Warehousing, & Utilities</i>	17,800
<i>Information</i>	6,500
<i>Finance, Insurance, & Real Estate</i>	24,600
<i>Professional, Scientific, & Management</i>	56,200
<i>Education, Health Care, & Social Assistance</i>	80,700
<i>Arts, Entertainment, Accommodation, & Food</i>	30,700
<i>Other Services</i>	18,200