

Utah's 3RD DISTRICT

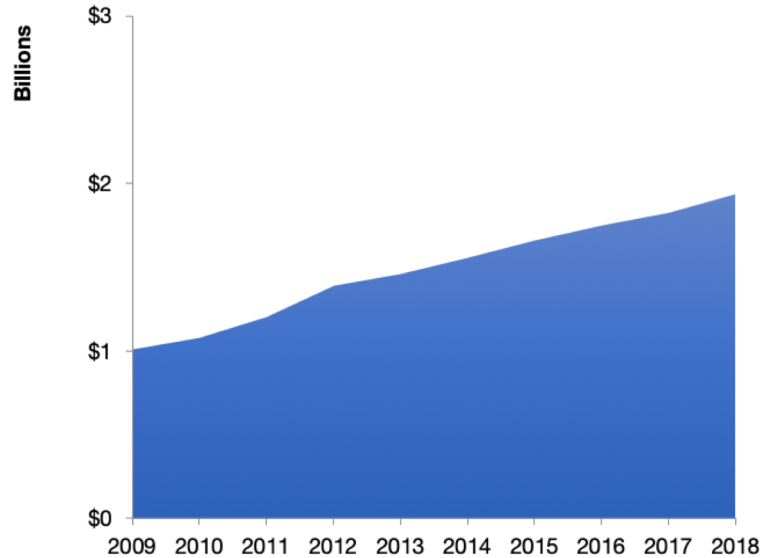
U.S. Services Supply the World

UT-3 has seen a rise in overall services exports since 2009, boosting state economic growth and jobs, and contributing to the overall U.S. services trade surplus of \$260 billion in 2018.

The U.S. services industries are the most competitive and innovative in the world. They provide new economic opportunities and contribute to the successful production of manufacturing and agriculture in the United States and abroad.

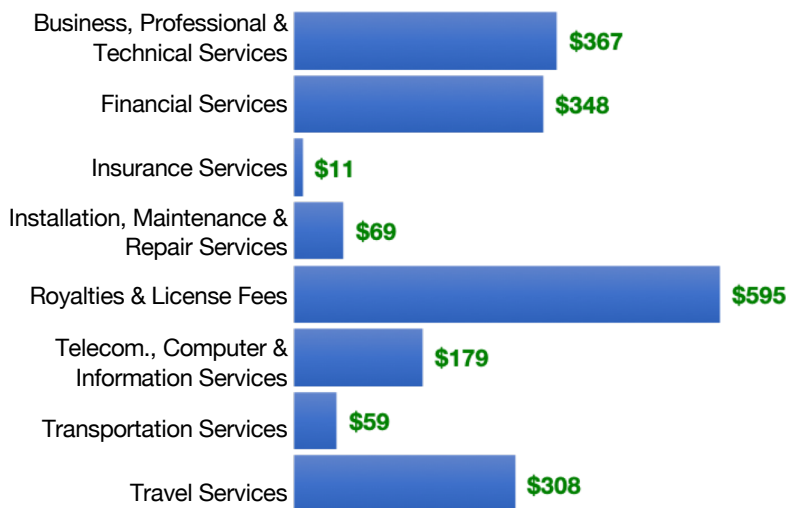
| 2009 | 2018 |
|----------------------|----------------------|
| \$1.0 billion | \$1.9 billion |

UT-3 Services Exports



UT-3 Services Exports Support 11,500 Jobs

UT-3 Services Exports by Sector, 2018 (\$ millions)



UT-3 Services Exports to Select Countries, 2018

- To China:** \$101 million in services exports supporting 690 jobs
- To Canada:** \$146 million in services exports supporting 930 jobs
- To Mexico:** \$66 million in services exports supporting 470 jobs
- To Korea:** \$52 million in services exports supporting 310 jobs
- To Japan:** \$97 million in services exports supporting 570 jobs
- To EU:** \$508 million in services exports supporting 2,710 jobs
- To UK:** \$167 million in services exports supporting 1,040 jobs

* Sources: National data from the U.S. Bureau of Economic Analysis, state export and jobs data from The Trade Partnership.
Copyright 2020. The Coalition of Services Industries. All rights reserved.

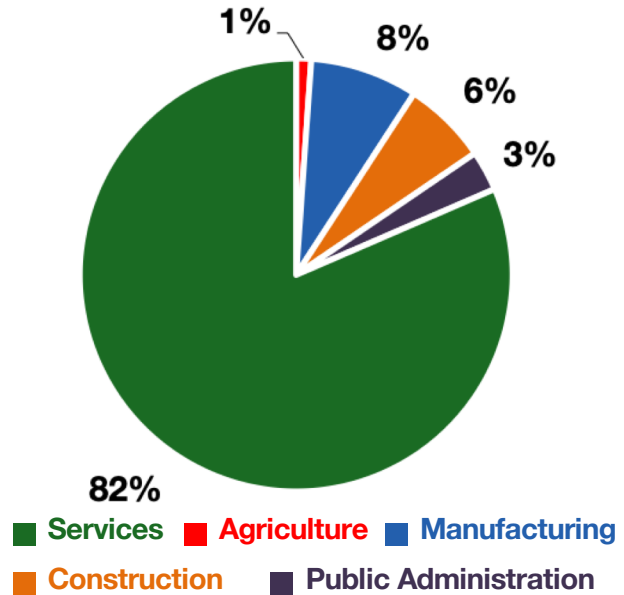
For more information on all fifty states, please visit servicescoalition.org/exports or contact admin@uscsi.org

Utah's 3RD DISTRICT

Services Fuel U.S. Jobs and Growth

Services fuel America's economic growth and jobs, generating more than 77 percent of employment in the United States and 68 percent of GDP. Services are a major component of the manufacturing and agricultural sectors, and they boost the competitiveness of those sectors.

In UT-3, services accounted for 82 percent of all jobs in 2018. The top services sector for employment was educational services, and health care and social assistance, which alone employed 88,600 UT-3 workers.



UT-3 Services Industries Employ **290,600** Workers

UT-3 Jobs by Sector and Services Subsector, 2018

| | |
|--|----------------|
| Agriculture, Forestry, & Mining | 4,000 |
| Construction | 22,500 |
| Manufacturing | 28,800 |
| Public Administration | 10,700 |
| Total Services | 290,600 |
| <i>Wholesale Trade</i> | 9,950 |
| <i>Retail Trade</i> | 41,400 |
| <i>Transportation, Warehousing, & Utilities</i> | 12,300 |
| <i>Information</i> | 10,600 |
| <i>Finance, Insurance, & Real Estate</i> | 25,100 |
| <i>Professional, Scientific, & Management</i> | 52,200 |
| <i>Education, Health Care, & Social Assistance</i> | 88,600 |
| <i>Arts, Entertainment, Accommodation, & Food</i> | 34,300 |
| <i>Other Services</i> | 16,200 |