

Texas' 33RD DISTRICT

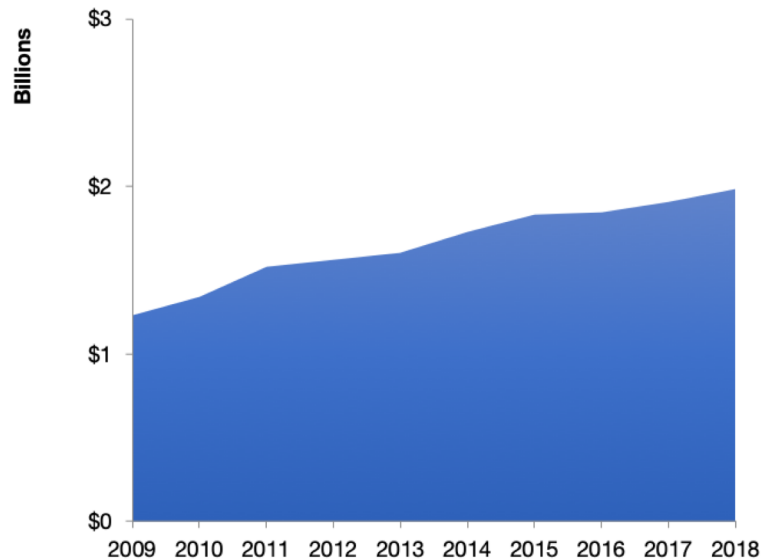
U.S. Services Supply the World

TX-33 has seen a rise in overall services exports since 2009, boosting state economic growth and jobs, and contributing to the overall U.S. services trade surplus of \$260 billion in 2018.

The U.S. services industries are the most competitive and innovative in the world. They provide new economic opportunities and contribute to the successful production of manufacturing and agriculture in the United States and abroad.

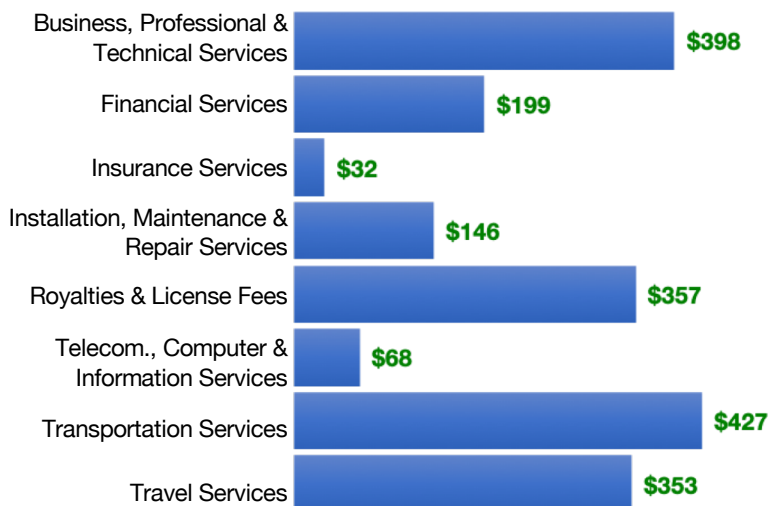
2009	2018
\$1.2 billion	\$2.0 billion

TX-33 Services Exports



TX-33 Services Exports Support **12,200** Jobs

TX-33 Services Exports by Sector, 2018 (\$ millions)



TX-33 Services Exports to Select Countries, 2018

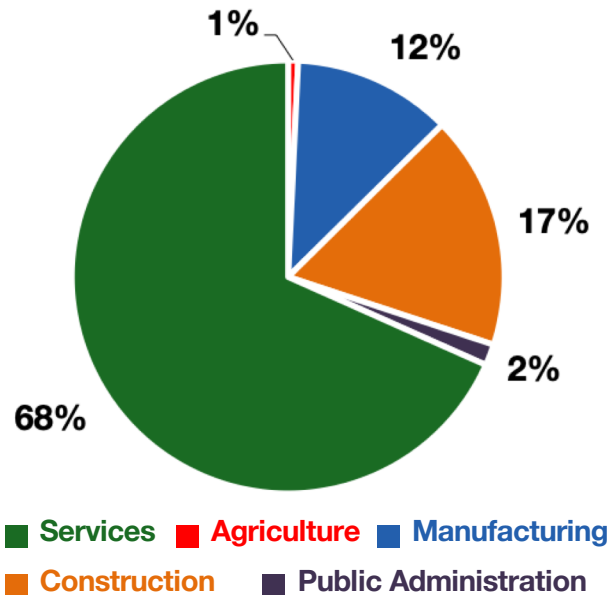
- To China:** \$125 million in services exports supporting 820 jobs
- To Canada:** \$155 million in services exports supporting 990 jobs
- To Mexico:** \$93 million in services exports supporting 630 jobs
- To Korea:** \$46 million in services exports supporting 310 jobs
- To Japan:** \$134 million in services exports supporting 770 jobs
- To EU:** \$446 million in services exports supporting 2,630 jobs
- To UK:** \$158 million in services exports supporting 1,010 jobs

Texas' 33RD DISTRICT

Services Fuel U.S. Jobs and Growth

Services fuel America's economic growth and jobs, generating more than 77 percent of employment in the United States and 68 percent of GDP. Services are a major component of the manufacturing and agricultural sectors, and they boost the competitiveness of those sectors.

In TX-33, services accounted for 68 percent of all jobs in 2018. The top services sector for employment was construction, which alone employed 56,800 TX-33 workers.



TX-33 Services Industries Employ **222,100** Workers

TX-33 Jobs by Sector and Services Subsector, 2018

Agriculture, Forestry, & Mining	2,410
Construction	56,800
Manufacturing	38,600
Public Administration	5,180
Total Services	222,100
<i>Wholesale Trade</i>	11,400
<i>Retail Trade</i>	35,600
<i>Transportation, Warehousing, & Utilities</i>	22,300
<i>Information</i>	3,490
<i>Finance, Insurance, & Real Estate</i>	15,400
<i>Professional, Scientific, & Management</i>	33,800
<i>Education, Health Care, & Social Assistance</i>	43,300
<i>Arts, Entertainment, Accommodation, & Food</i>	36,700
<i>Other Services</i>	20,000