

Texas' 27TH DISTRICT

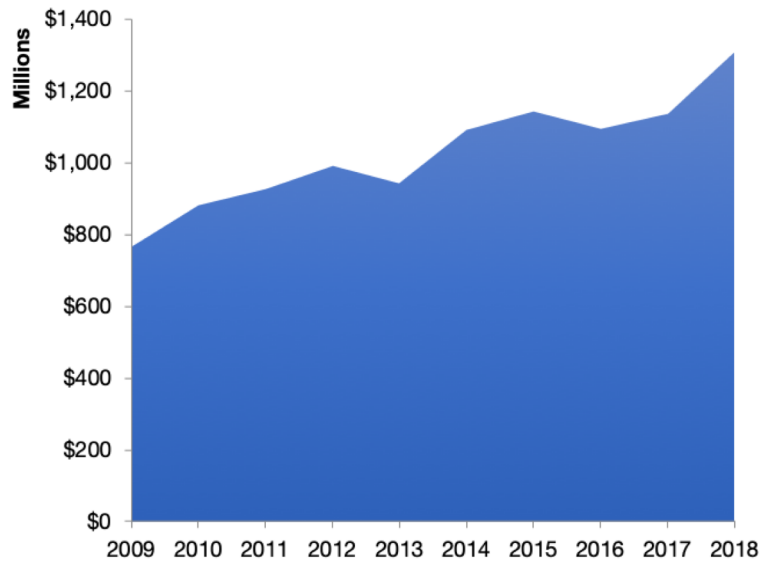
U.S. Services Supply the World

TX-27 has seen a rise in overall services exports since 2009, boosting state economic growth and jobs, and contributing to the overall U.S. services trade surplus of \$260 billion in 2018.

The U.S. services industries are the most competitive and innovative in the world. They provide new economic opportunities and contribute to the successful production of manufacturing and agriculture in the United States and abroad.

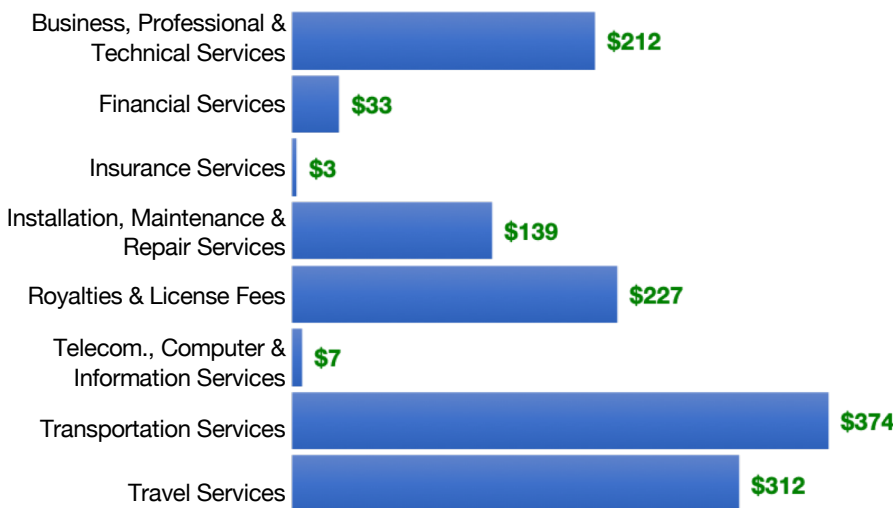
| 2009 | 2018 |
|----------------------|----------------------|
| \$765 million | \$1.3 billion |

TX-27 Services Exports



TX-27 Services Exports Support 8,430 Jobs

TX-27 Services Exports by Sector, 2018 (\$ millions)



TX-27 Services Exports to Select Countries, 2018

- To China:** \$81 million in services exports supporting 590 jobs
- To Canada:** \$81 million in services exports supporting 580 jobs
- To Mexico:** \$62 million in services exports supporting 460 jobs
- To Korea:** \$67 million in services exports supporting 400 jobs
- To Japan:** \$56 million in services exports supporting 370 jobs
- To EU:** \$301 million in services exports supporting 1,800 jobs
- To UK:** \$80 million in services exports supporting 550 jobs

* Sources: National data from the U.S. Bureau of Economic Analysis, state export and jobs data from The Trade Partnership.
Copyright 2020. The Coalition of Services Industries. All rights reserved.

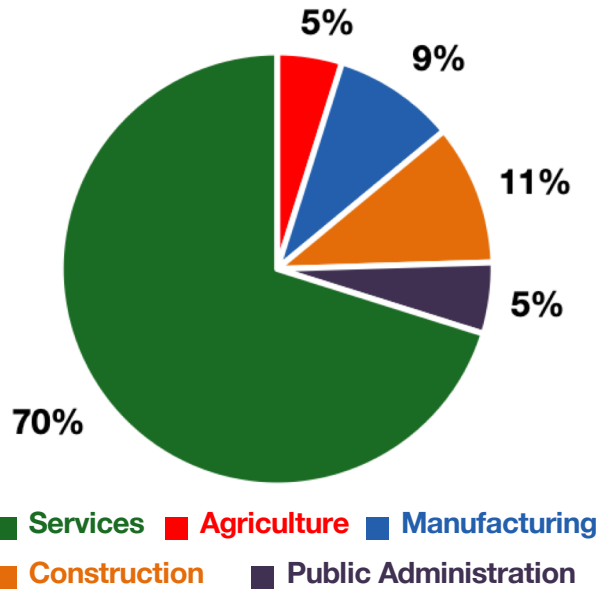
For more information on all fifty states, please visit servicescoalition.org/exports or contact admin@uscsi.org

Texas' 27TH DISTRICT

Services Fuel U.S. Jobs and Growth

Services fuel America's economic growth and jobs, generating more than 77 percent of employment in the United States and 68 percent of GDP. Services are a major component of the manufacturing and agricultural sectors, and they boost the competitiveness of those sectors.

In TX-27, services accounted for 70 percent of all jobs in 2018. The top services sector for employment was educational services, and health care and social assistance, which alone employed 73,300 TX-27 workers.



TX-27 Services Industries Employ **232,100** Workers

TX-27 Jobs by Sector and Services Subsector, 2018

| | |
|--|----------------|
| Agriculture, Forestry, & Mining | 16,100 |
| Construction | 34,800 |
| Manufacturing | 30,300 |
| Public Administration | 17,600 |
| Total Services | 232,100 |
| <i>Wholesale Trade</i> | 9,040 |
| <i>Retail Trade</i> | 37,500 |
| <i>Transportation, Warehousing, & Utilities</i> | 16,500 |
| <i>Information</i> | 3,850 |
| <i>Finance, Insurance, & Real Estate</i> | 16,000 |
| <i>Professional, Scientific, & Management</i> | 26,600 |
| <i>Education, Health Care, & Social Assistance</i> | 73,300 |
| <i>Arts, Entertainment, Accommodation, & Food</i> | 32,700 |
| <i>Other Services</i> | 16,800 |