

## Texas' 18<sup>TH</sup> DISTRICT

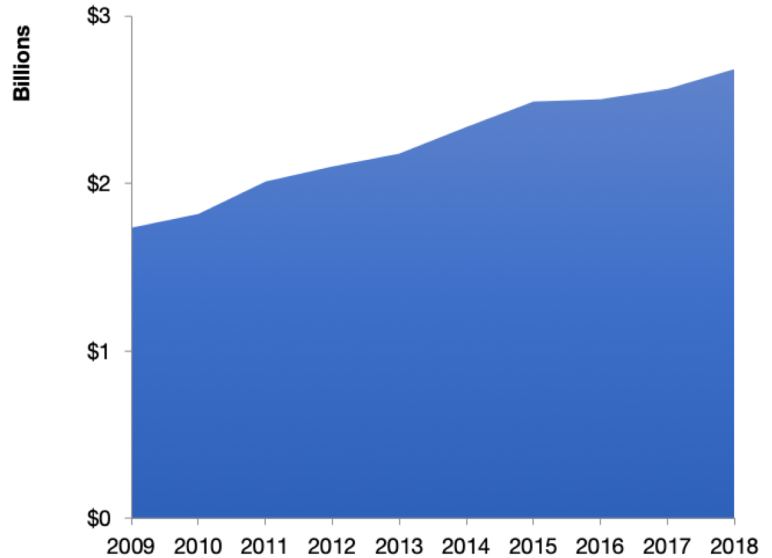
### U.S. Services Supply the World

TX-18 has seen a rise in overall services exports since 2009, boosting state economic growth and jobs, and contributing to the overall U.S. services trade surplus of \$260 billion in 2018.

The U.S. services industries are the most competitive and innovative in the world. They provide new economic opportunities and contribute to the successful production of manufacturing and agriculture in the United States and abroad.

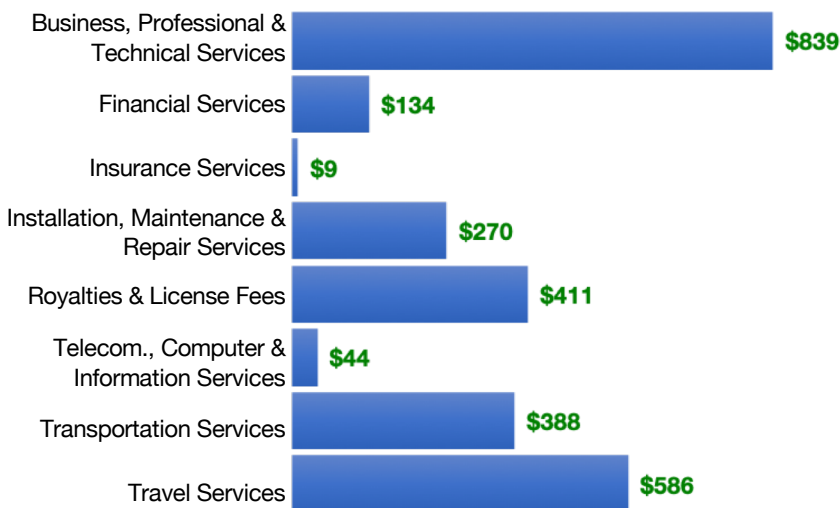
2009	2018
<b>\$1.7 billion</b>	<b>\$2.7 billion</b>

### TX-18 Services Exports



### TX-18 Services Exports Support 18,300 Jobs

#### TX-18 Services Exports by Sector, 2018 (\$ millions)



#### TX-18 Services Exports to Select Countries, 2018

- To China:** \$235 million in services exports supporting 1,760 jobs
- To Canada:** \$194 million in services exports supporting 1,300 jobs
- To Mexico:** \$107 million in services exports supporting 740 jobs
- To Korea:** \$67 million in services exports supporting 470 jobs
- To Japan:** \$151 million in services exports supporting 920 jobs
- To EU:** \$587 million in services exports supporting 3,860 jobs
- To UK:** \$217 million in services exports supporting 1,480 jobs

\* Sources: National data from the U.S. Bureau of Economic Analysis, state export and jobs data from The Trade Partnership. Copyright 2020. The Coalition of Services Industries. All rights reserved.

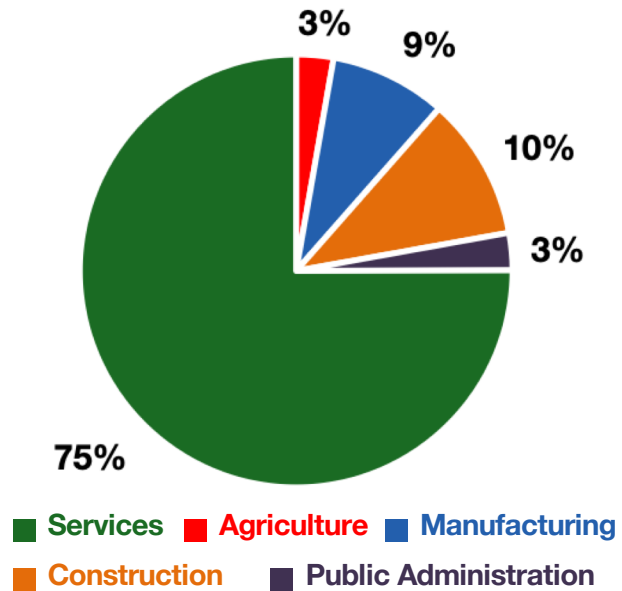
For more information on all fifty states, please visit [servicescoalition.org/exports](http://servicescoalition.org/exports) or contact [admin@uscsi.org](mailto:admin@uscsi.org)

## Texas' 18<sup>TH</sup> DISTRICT

### Services Fuel U.S. Jobs and Growth

Services fuel America's economic growth and jobs, generating more than 77 percent of employment in the United States and 68 percent of GDP. Services are a major component of the manufacturing and agricultural sectors, and they boost the competitiveness of those sectors.

In TX-18, services accounted for 75 percent of all jobs in 2018. The top services sector for employment was educational services, and health care and social assistance, which alone employed 66,100 TX-18 workers.



TX-18 Services Industries Employ **269,400** Workers

### TX-18 Jobs by Sector and Services Subsector, 2018

Agriculture, Forestry, & Mining	10,000
Construction	38,300
Manufacturing	31,300
Public Administration	9,990
<b>Total Services</b>	<b>269,400</b>
<i>Wholesale Trade</i>	12,000
<i>Retail Trade</i>	39,000
<i>Transportation, Warehousing, &amp; Utilities</i>	29,200
<i>Information</i>	5,110
<i>Finance, Insurance, &amp; Real Estate</i>	18,800
<i>Professional, Scientific, &amp; Management</i>	47,100
<i>Education, Health Care, &amp; Social Assistance</i>	66,100
<i>Arts, Entertainment, Accommodation, &amp; Food</i>	31,800
<i>Other Services</i>	20,300