

Tennessee's 8TH DISTRICT

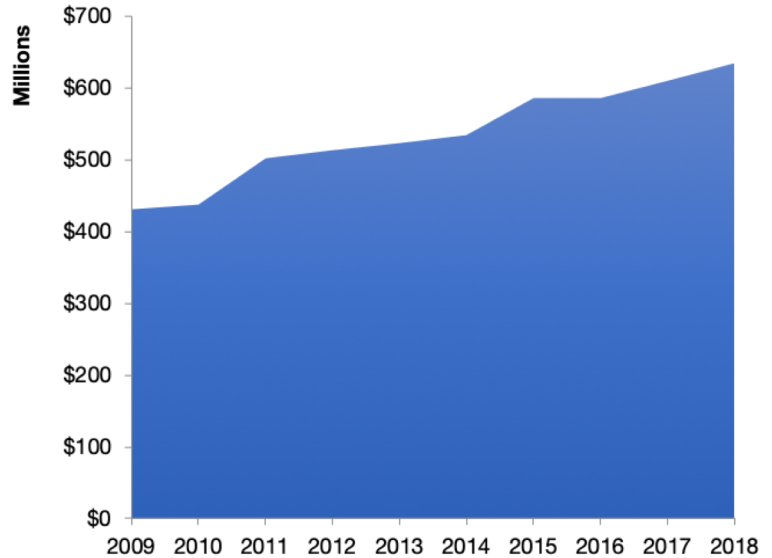
U.S. Services Supply the World

TN-8 has seen a rise in overall services exports since 2009, boosting state economic growth and jobs, and contributing to the overall U.S. services trade surplus of \$260 billion in 2018.

The U.S. services industries are the most competitive and innovative in the world. They provide new economic opportunities and contribute to the successful production of manufacturing and agriculture in the United States and abroad.

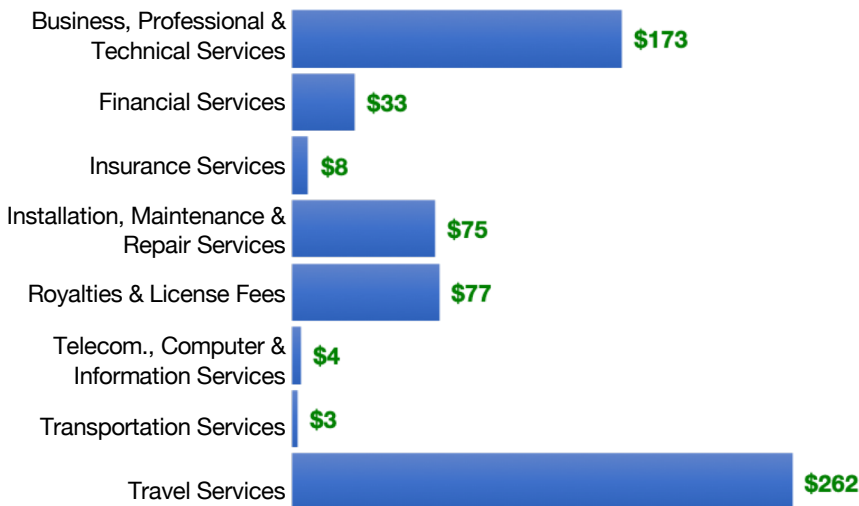
2009	2018
\$430 million	\$634 million

TN-8 Services Exports



TN-8 Services Exports Support 5,040 Jobs

TN-8 Services Exports by Sector, 2018 (\$ millions)



TN-8 Services Exports to Select Countries, 2018

- To China:** \$45 million in services exports supporting 370 jobs
- To Canada:** \$50 million in services exports supporting 420 jobs
- To Mexico:** \$35 million in services exports supporting 310 jobs
- To Korea:** \$19 million in services exports supporting 150 jobs
- To Japan:** \$33 million in services exports supporting 260 jobs
- To EU:** \$139 million in services exports supporting 1,070 jobs
- To UK:** \$55 million in services exports supporting 430 jobs

* Sources: National data from the U.S. Bureau of Economic Analysis, state export and jobs data from The Trade Partnership.
Copyright 2020. The Coalition of Services Industries. All rights reserved.

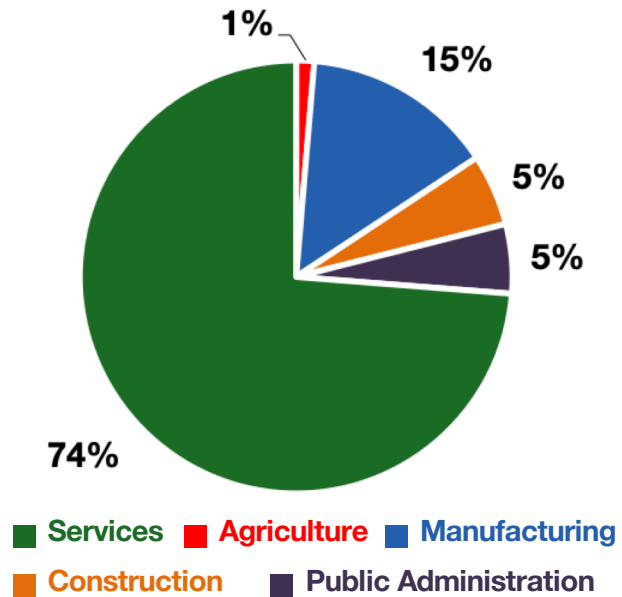
For more information on all fifty states, please visit servicescoalition.org/exports or contact admin@uscsi.org

Tennessee's 8TH DISTRICT

Services Fuel U.S. Jobs and Growth

Services fuel America's economic growth and jobs, generating more than 77 percent of employment in the United States and 68 percent of GDP. Services are a major component of the manufacturing and agricultural sectors, and they boost the competitiveness of those sectors.

In TN-8, services accounted for 74 percent of all jobs in 2018. The top services sector for employment was educational services, and health care and social assistance, which alone employed 75,700 TN-8 workers.



TN-8 Services Industries Employ **232,400** Workers

TN-8 Jobs by Sector and Services Subsector, 2018

Agriculture, Forestry, & Mining	4,230
Construction	16,900
Manufacturing	45,300
Public Administration	16,300
Total Services	232,400
<i>Wholesale Trade</i>	10,000
<i>Retail Trade</i>	36,900
<i>Transportation, Warehousing, & Utilities</i>	23,200
<i>Information</i>	3,620
<i>Finance, Insurance, & Real Estate</i>	17,800
<i>Professional, Scientific, & Management</i>	26,100
<i>Education, Health Care, & Social Assistance</i>	75,700
<i>Arts, Entertainment, Accommodation, & Food</i>	23,200
<i>Other Services</i>	15,900