

Tennessee's 7TH DISTRICT

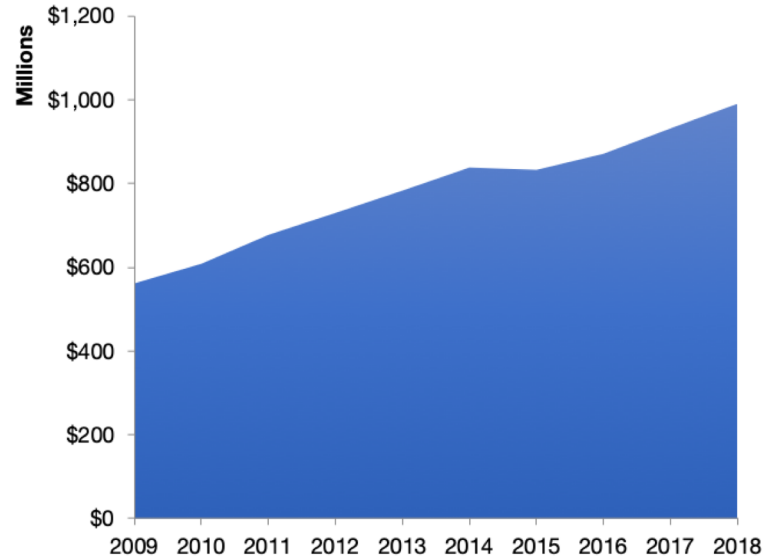
U.S. Services Supply the World

TN-7 has seen a rise in overall services exports since 2009, boosting state economic growth and jobs, and contributing to the overall U.S. services trade surplus of \$260 billion in 2018.

The U.S. services industries are the most competitive and innovative in the world. They provide new economic opportunities and contribute to the successful production of manufacturing and agriculture in the United States and abroad.


2009	2018
\$563 million	\$989 million

TN-7 Services Exports



TN-7 Services Exports Support 7,660 Jobs

TN-7 Services Exports by Sector, 2018 (\$ millions)



TN-7 Services Exports to Select Countries, 2018

- To China:** \$58 million in services exports supporting 490 jobs
- To Canada:** \$87 million in services exports supporting 680 jobs
- To Mexico:** \$53 million in services exports supporting 460 jobs
- To Korea:** \$25 million in services exports supporting 200 jobs
- To Japan:** \$54 million in services exports supporting 410 jobs
- To EU:** \$220 million in services exports supporting 1,650 jobs
- To UK:** \$104 million in services exports supporting 770 jobs

* Sources: National data from the U.S. Bureau of Economic Analysis, state export and jobs data from The Trade Partnership.
Copyright 2020. The Coalition of Services Industries. All rights reserved.

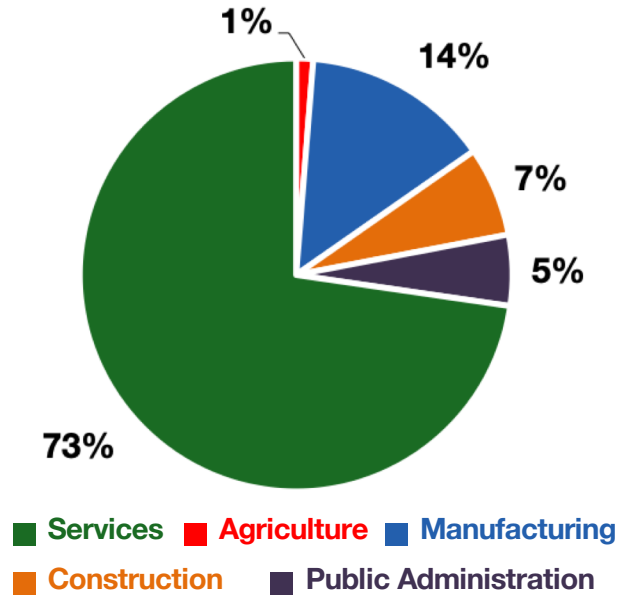
For more information on all fifty states, please visit servicescoalition.org/exports or contact admin@uscsi.org

Tennessee's 7TH DISTRICT

Services Fuel U.S. Jobs and Growth

Services fuel America's economic growth and jobs, generating more than 77 percent of employment in the United States and 68 percent of GDP. Services are a major component of the manufacturing and agricultural sectors, and they boost the competitiveness of those sectors.

In TN-7, services accounted for 73 percent of all jobs in 2018. The top services sector for employment was educational services, and health care and social assistance, which alone employed 75,100 TN-7 workers.



TN-7 Services Industries Employ **235,600** Workers

TN-7 Jobs by Sector and Services Subsector, 2018

Agriculture, Forestry, & Mining	4,120
Construction	21,700
Manufacturing	45,500
Public Administration	17,200
Total Services	235,600
<i>Wholesale Trade</i>	6,830
<i>Retail Trade</i>	36,800
<i>Transportation, Warehousing, & Utilities</i>	16,200
<i>Information</i>	5,880
<i>Finance, Insurance, & Real Estate</i>	19,600
<i>Professional, Scientific, & Management</i>	31,700
<i>Education, Health Care, & Social Assistance</i>	75,100
<i>Arts, Entertainment, Accommodation, & Food</i>	27,800
<i>Other Services</i>	15,600