

South Dakota's At-Large DISTRICT

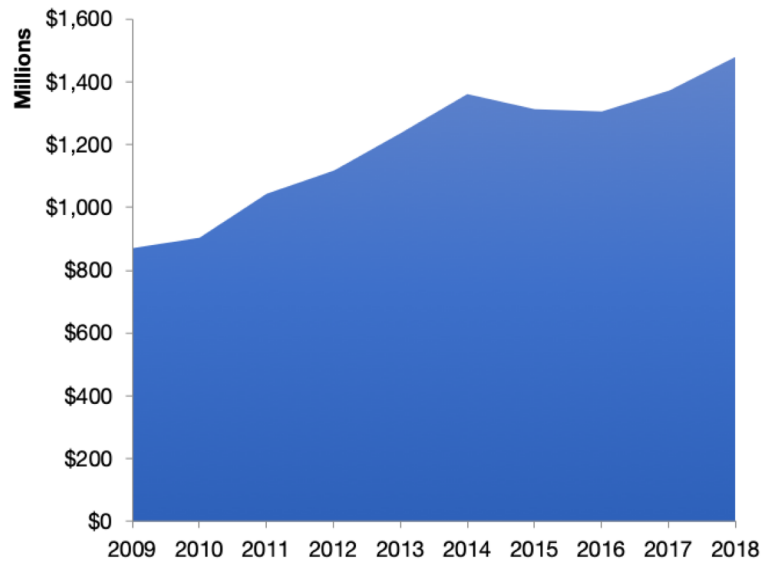
U.S. Services Supply the World

SD-AL has seen a rise in overall services exports since 2009, boosting state economic growth and jobs, and contributing to the overall U.S. services trade surplus of \$260 billion in 2018.

The U.S. services industries are the most competitive and innovative in the world. They provide new economic opportunities and contribute to the successful production of manufacturing and agriculture in the United States and abroad.


2009	2018
\$872 million	\$1.5 billion

SD-AL Services Exports



SD-AL Services Exports Support 10,300 Jobs

SD-AL Services Exports by Sector, 2018 (\$ millions)



SD-AL Services Exports to Select Countries, 2018

- To China:** \$97 million in services exports supporting 730 jobs
- To Canada:** \$111 million in services exports supporting 800 jobs
- To Mexico:** \$57 million in services exports supporting 470 jobs
- To Korea:** \$34 million in services exports supporting 260 jobs
- To Japan:** \$68 million in services exports supporting 480 jobs
- To EU:** \$254 million in services exports supporting 1,730 jobs
- To UK:** \$169 million in services exports supporting 1,120 jobs

* Sources: National data from the U.S. Bureau of Economic Analysis, state export and jobs data from The Trade Partnership. Copyright 2020. The Coalition of Services Industries. All rights reserved.

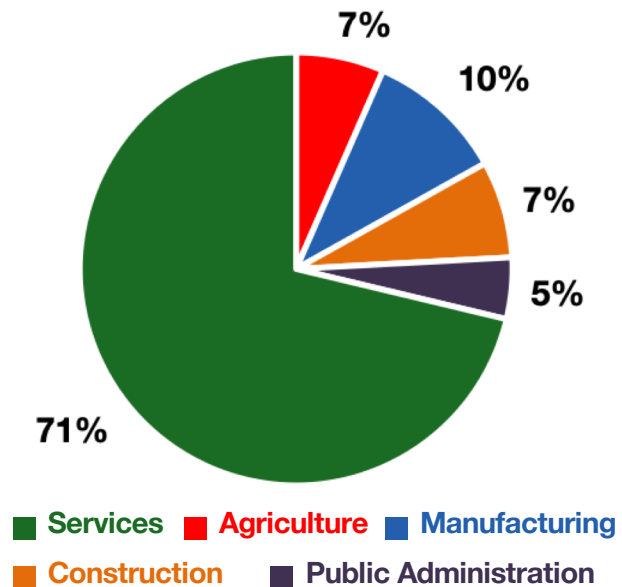
For more information on all fifty states, please visit servicescoalition.org/exports or contact admin@uscsi.org

South Dakota's At-Large DISTRICT

Services Fuel U.S. Jobs and Growth

Services fuel America's economic growth and jobs, generating more than 77 percent of employment in the United States and 68 percent of GDP. Services are a major component of the manufacturing and agricultural sectors, and they boost the competitiveness of those sectors.

In SD-AL, services accounted for 71 percent of all jobs in 2018. The top services sector for employment was educational services, and health care and social assistance, which alone employed 107,800 SD-AL workers.



SD-AL Services Industries Employ **315,600** Workers

SD-AL Jobs by Sector and Services Subsector, 2018

Agriculture, Forestry, & Mining	29,100
Construction	32,100
Manufacturing	45,700
Public Administration	20,300
Total Services	315,600
<i>Wholesale Trade</i>	12,900
<i>Retail Trade</i>	50,600
<i>Transportation, Warehousing, & Utilities</i>	18,800
<i>Information</i>	6,520
<i>Finance, Insurance, & Real Estate</i>	31,900
<i>Professional, Scientific, & Management</i>	27,600
<i>Education, Health Care, & Social Assistance</i>	107,800
<i>Arts, Entertainment, Accommodation, & Food</i>	39,800
<i>Other Services</i>	19,600