

South Carolina's 1ST DISTRICT

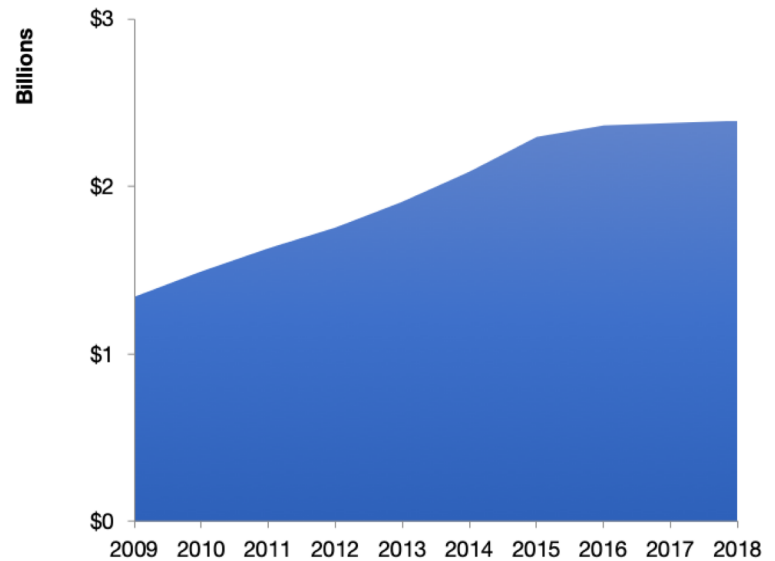
U.S. Services Supply the World

SC-1 has seen a rise in overall services exports since 2009, boosting state economic growth and jobs, and contributing to the overall U.S. services trade surplus of \$260 billion in 2018.

The U.S. services industries are the most competitive and innovative in the world. They provide new economic opportunities and contribute to the successful production of manufacturing and agriculture in the United States and abroad.

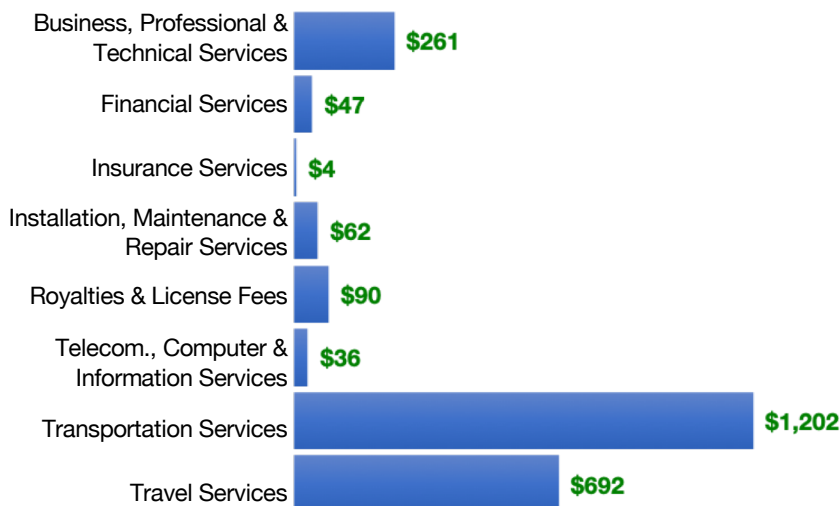
2009	2018
\$1.3 billion	\$2.4 billion

SC-1 Services Exports



SC-1 Services Exports Support 15,800 Jobs

SC-1 Services Exports by Sector, 2018 (\$ millions)



SC-1 Services Exports to Select Countries, 2018

- To China:** \$144 million in services exports supporting 1,060 jobs
- To Canada:** \$112 million in services exports supporting 940 jobs
- To Mexico:** \$84 million in services exports supporting 760 jobs
- To Korea:** \$70 million in services exports supporting 490 jobs
- To Japan:** \$174 million in services exports supporting 1,050 jobs
- To EU:** \$872 million in services exports supporting 5,000 jobs
- To UK:** \$136 million in services exports supporting 1,000 jobs

* Sources: National data from the U.S. Bureau of Economic Analysis, state export and jobs data from The Trade Partnership. Copyright 2020. The Coalition of Services Industries. All rights reserved.

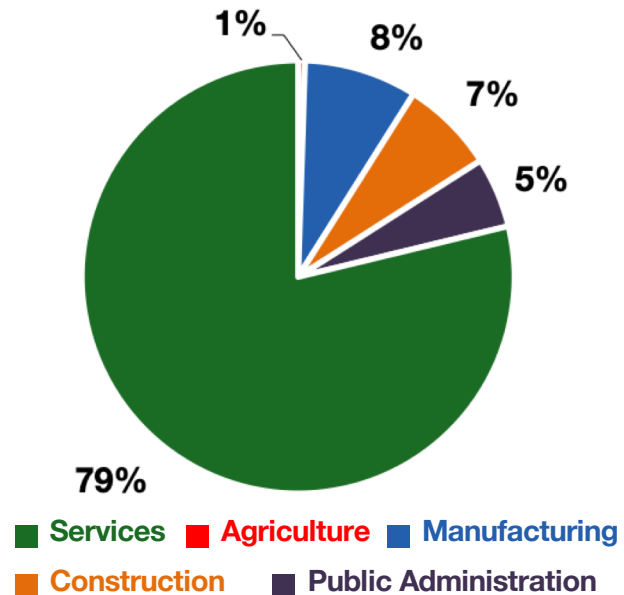
For more information on all fifty states, please visit servicescoalition.org/exports or contact admin@uscsi.org

South Carolina's 1ST DISTRICT

Services Fuel U.S. Jobs and Growth

Services fuel America's economic growth and jobs, generating more than 77 percent of employment in the United States and 68 percent of GDP. Services are a major component of the manufacturing and agricultural sectors, and they boost the competitiveness of those sectors.

In SC-1, services accounted for 79 percent of all jobs in 2018. The top services sector for employment was educational services, and health care and social assistance, which alone employed 80,800 SC-1 workers.



SC-1 Services Industries Employ **291,900** Workers

SC-1 Jobs by Sector and Services Subsector, 2018

Agriculture, Forestry, & Mining	1,890
Construction	25,900
Manufacturing	31,300
Public Administration	19,500
Total Services	291,900
<i>Wholesale Trade</i>	7,770
<i>Retail Trade</i>	42,700
<i>Transportation, Warehousing, & Utilities</i>	16,900
<i>Information</i>	7,820
<i>Finance, Insurance, & Real Estate</i>	22,700
<i>Professional, Scientific, & Management</i>	52,000
<i>Education, Health Care, & Social Assistance</i>	80,800
<i>Arts, Entertainment, Accommodation, & Food</i>	43,000
<i>Other Services</i>	18,200