

## Pennsylvania's 5<sup>TH</sup> DISTRICT

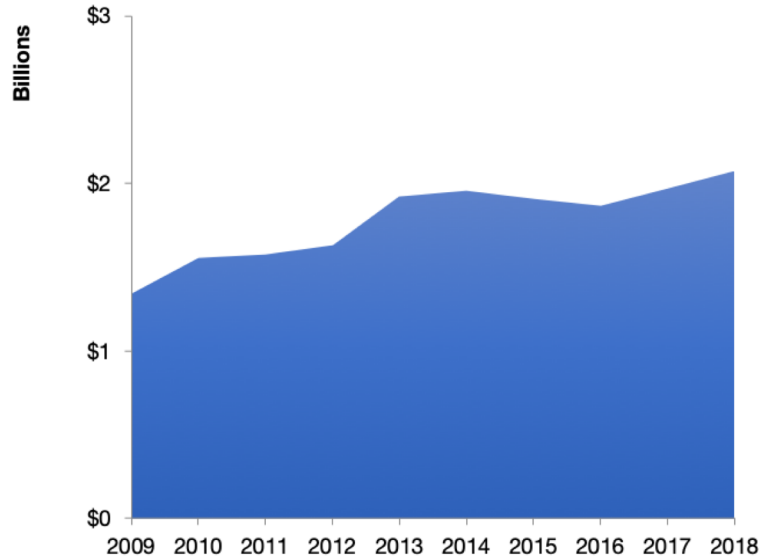
### U.S. Services Supply the World

PA-5 has seen a rise in overall services exports since 2009, boosting state economic growth and jobs, and contributing to the overall U.S. services trade surplus of \$260 billion in 2018.

The U.S. services industries are the most competitive and innovative in the world. They provide new economic opportunities and contribute to the successful production of manufacturing and agriculture in the United States and abroad.

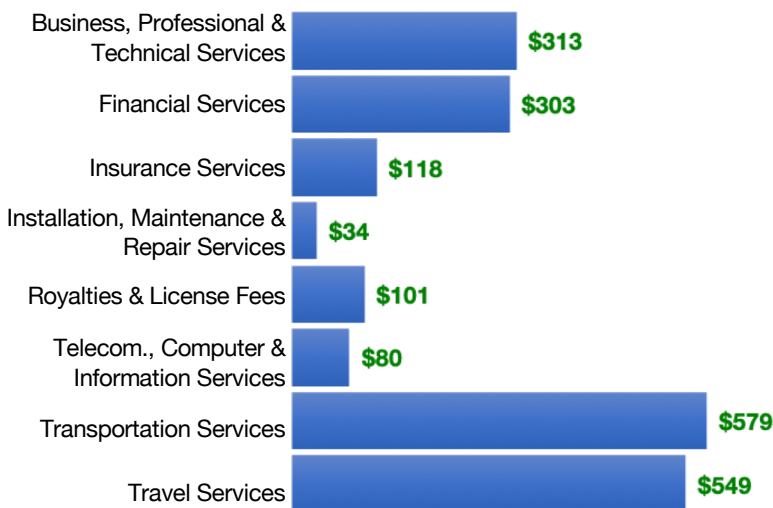
2009	2018
<b>\$1.3 billion</b>	<b>\$2.1 billion</b>

### PA-5 Services Exports



### PA-5 Services Exports Support 15,200 Jobs

#### PA-5 Services Exports by Sector, 2018 (\$ millions)



#### PA-5 Services Exports to Select Countries, 2018

- To China:** \$180 million in services exports supporting 2,250 jobs
- To Canada:** \$99 million in services exports supporting 730 jobs
- To Mexico:** \$54 million in services exports supporting 410 jobs
- To Korea:** \$41 million in services exports supporting 430 jobs
- To Japan:** \$75 million in services exports supporting 510 jobs
- To EU:** \$495 million in services exports supporting 2,800 jobs
- To UK:** \$335 million in services exports supporting 1,770 jobs

\* Sources: National data from the U.S. Bureau of Economic Analysis, state export and jobs data from The Trade Partnership. Copyright 2020. The Coalition of Services Industries. All rights reserved.

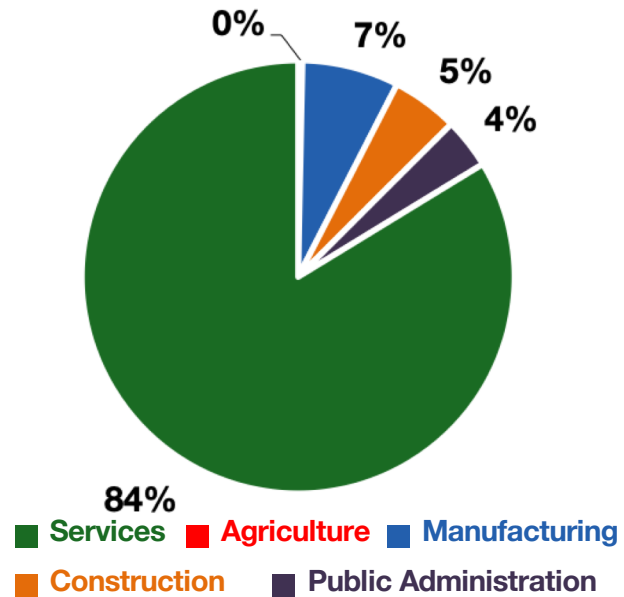
For more information on all fifty states, please visit [servicescoalition.org/exports](https://servicescoalition.org/exports) or contact [admin@uscsi.org](mailto:admin@uscsi.org)

## Pennsylvania's 5<sup>TH</sup> DISTRICT

### Services Fuel U.S. Jobs and Growth

Services fuel America's economic growth and jobs, generating more than 77 percent of employment in the United States and 68 percent of GDP. Services are a major component of the manufacturing and agricultural sectors, and they boost the competitiveness of those sectors.

In PA-5, services accounted for 84 percent of all jobs in 2018. The top services sector for employment was educational services, and health care and social assistance, which alone employed 100,500 PA-5 workers.



PA-5 Services Industries Employ **288,100** Workers

### PA-5 Jobs by Sector and Services Subsector, 2018

Agriculture, Forestry, & Mining	1,100
Construction	17,100
Manufacturing	24,900
Public Administration	12,900
<b>Total Services</b>	<b>288,100</b>
<i>Wholesale Trade</i>	8,150
<i>Retail Trade</i>	34,300
<i>Transportation, Warehousing, &amp; Utilities</i>	19,600
<i>Information</i>	6,380
<i>Finance, Insurance, &amp; Real Estate</i>	27,900
<i>Professional, Scientific, &amp; Management</i>	42,600
<i>Education, Health Care, &amp; Social Assistance</i>	100,500
<i>Arts, Entertainment, Accommodation, &amp; Food</i>	31,100
<i>Other Services</i>	17,500