

Pennsylvania's 3RD DISTRICT

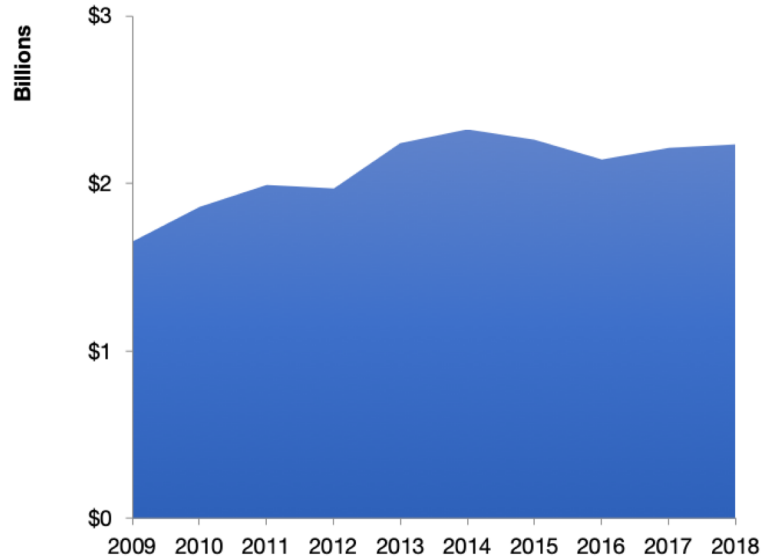
U.S. Services Supply the World

PA-3 has seen a rise in overall services exports since 2009, boosting state economic growth and jobs, and contributing to the overall U.S. services trade surplus of \$260 billion in 2018.

The U.S. services industries are the most competitive and innovative in the world. They provide new economic opportunities and contribute to the successful production of manufacturing and agriculture in the United States and abroad.

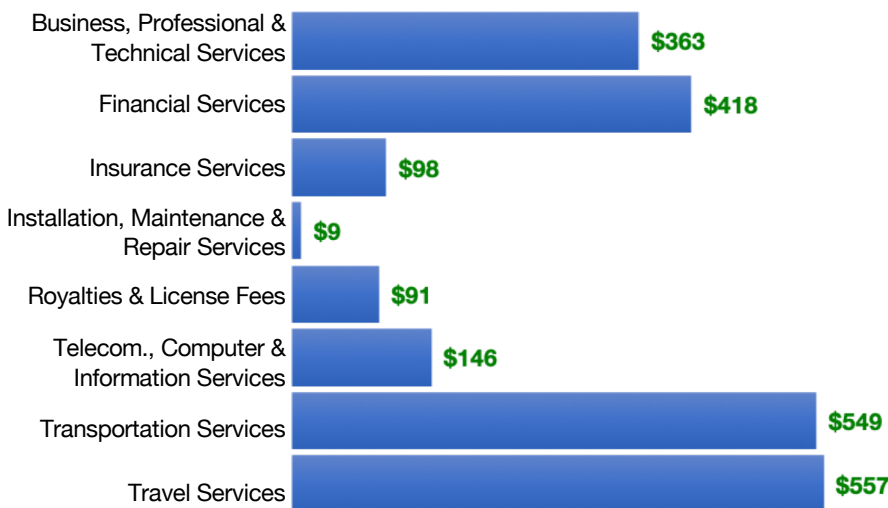
2009	2018
\$1.7 billion	\$2.2 billion

PA-3 Services Exports



PA-3 Services Exports Support 13,900 Jobs

PA-3 Services Exports by Sector, 2018 (\$ millions)



PA-3 Services Exports to Select Countries, 2018

- To China:** \$113 million in services exports supporting 830 jobs
- To Canada:** \$171 million in services exports supporting 1,150 jobs
- To Mexico:** \$95 million in services exports supporting 730 jobs
- To Korea:** \$75 million in services exports supporting 490 jobs
- To Japan:** \$121 million in services exports supporting 770 jobs
- To EU:** \$500 million in services exports supporting 2,950 jobs
- To UK:** \$257 million in services exports supporting 1,520 jobs

* Sources: National data from the U.S. Bureau of Economic Analysis, state export and jobs data from The Trade Partnership. Copyright 2020. The Coalition of Services Industries. All rights reserved.

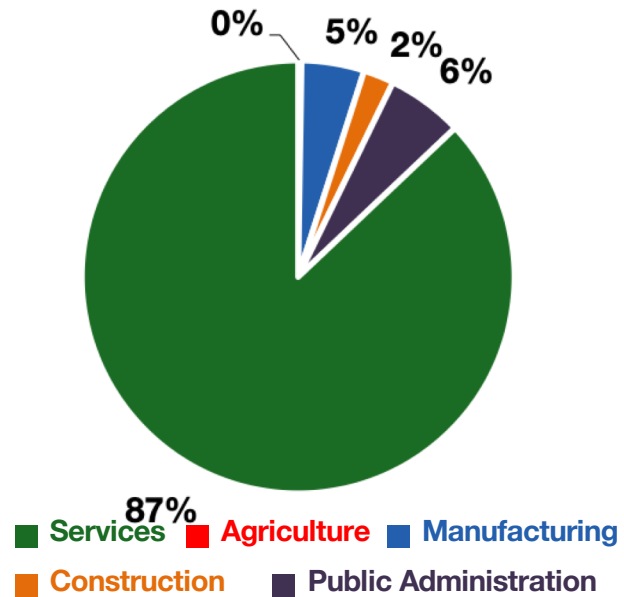
For more information on all fifty states, please visit servicescoalition.org/exports or contact admin@uscsi.org

Pennsylvania's 3RD DISTRICT

Services Fuel U.S. Jobs and Growth

Services fuel America's economic growth and jobs, generating more than 77 percent of employment in the United States and 68 percent of GDP. Services are a major component of the manufacturing and agricultural sectors, and they boost the competitiveness of those sectors.

In PA-3, services accounted for 87 percent of all jobs in 2018. The top services sector for employment was educational services, and health care and social assistance, which alone employed 112,900 PA-3 workers.



PA-3 Services Industries Employ **286,500** Workers

PA-3 Jobs by Sector and Services Subsector, 2018

Agriculture, Forestry, & Mining	840
Construction	7,540
Manufacturing	15,400
Public Administration	18,700
Total Services	286,500
<i>Wholesale Trade</i>	4,680
<i>Retail Trade</i>	27,900
<i>Transportation, Warehousing, & Utilities</i>	17,200
<i>Information</i>	8,070
<i>Finance, Insurance, & Real Estate</i>	22,800
<i>Professional, Scientific, & Management</i>	47,000
<i>Education, Health Care, & Social Assistance</i>	112,900
<i>Arts, Entertainment, Accommodation, & Food</i>	32,500
<i>Other Services</i>	13,400