

Oregon's 3RD DISTRICT

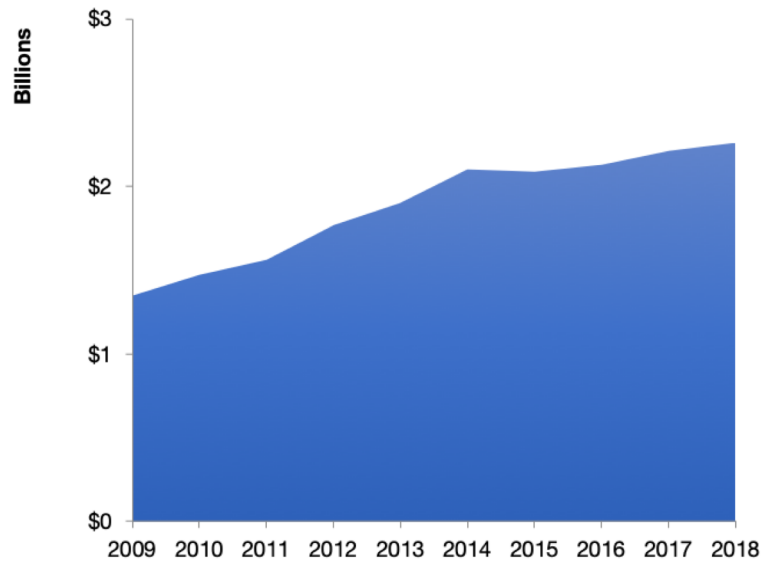
U.S. Services Supply the World

OR-3 has seen a rise in overall services exports since 2009, boosting state economic growth and jobs, and contributing to the overall U.S. services trade surplus of \$260 billion in 2018.

The U.S. services industries are the most competitive and innovative in the world. They provide new economic opportunities and contribute to the successful production of manufacturing and agriculture in the United States and abroad.

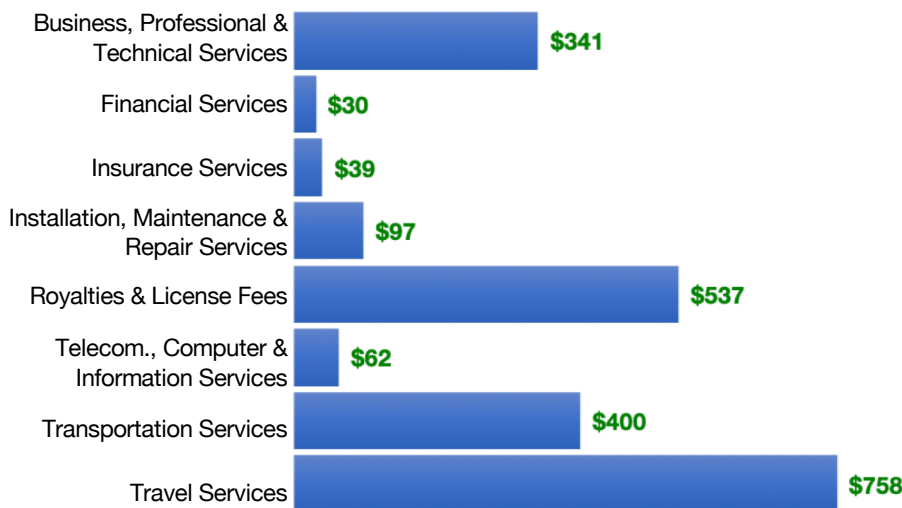
2009	2018
\$1.3 billion	\$2.3 billion

OR-3 Services Exports



OR-3 Services Exports Support 15,200 Jobs

OR-3 Services Exports by Sector, 2018 (\$ millions)



OR-3 Services Exports to Select Countries, 2018

- To China:** \$162 million in services exports supporting 1,280 jobs
- To Canada:** \$192 million in services exports supporting 1,340 jobs
- To Mexico:** \$112 million in services exports supporting 880 jobs
- To Korea:** \$102 million in services exports supporting 650 jobs
- To Japan:** \$233 million in services exports supporting 1,340 jobs
- To EU:** \$474 million in services exports supporting 2,860 jobs
- To UK:** \$157 million in services exports supporting 1,080 jobs

* Sources: National data from the U.S. Bureau of Economic Analysis, state export and jobs data from The Trade Partnership. Copyright 2020. The Coalition of Services Industries. All rights reserved.

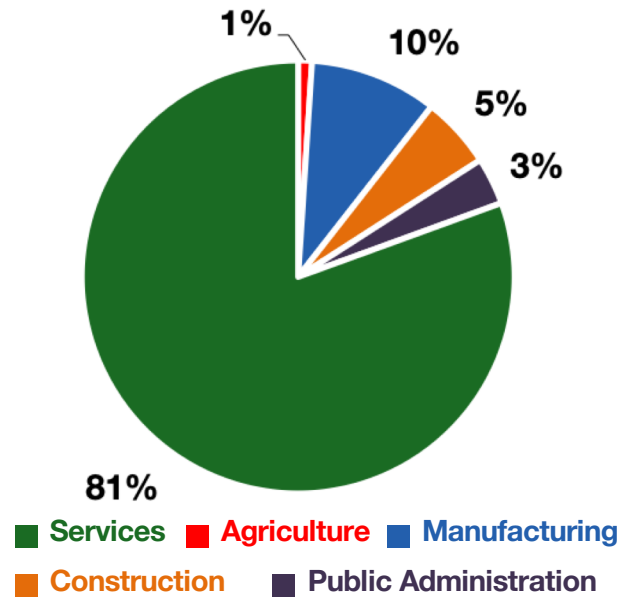
For more information on all fifty states, please visit servicescoalition.org/exports or contact admin@uscisi.org

Oregon's 3RD DISTRICT

Services Fuel U.S. Jobs and Growth

Services fuel America's economic growth and jobs, generating more than 77 percent of employment in the United States and 68 percent of GDP. Services are a major component of the manufacturing and agricultural sectors, and they boost the competitiveness of those sectors.

In OR-3, services accounted for 81 percent of all jobs in 2018. The top services sector for employment was educational services, and health care and social assistance, which alone employed 104,700 OR-3 workers.



OR-3 Services Industries Employ **355,900** Workers

OR-3 Jobs by Sector and Services Subsector, 2018

Agriculture, Forestry, & Mining	4,550
Construction	23,600
Manufacturing	42,200
Public Administration	15,600
Total Services	355,900
<i>Wholesale Trade</i>	14,500
<i>Retail Trade</i>	48,200
<i>Transportation, Warehousing, & Utilities</i>	22,100
<i>Information</i>	9,660
<i>Finance, Insurance, & Real Estate</i>	25,900
<i>Professional, Scientific, & Management</i>	58,600
<i>Education, Health Care, & Social Assistance</i>	104,700
<i>Arts, Entertainment, Accommodation, & Food</i>	49,300
<i>Other Services</i>	22,900