

Oregon's 1ST DISTRICT

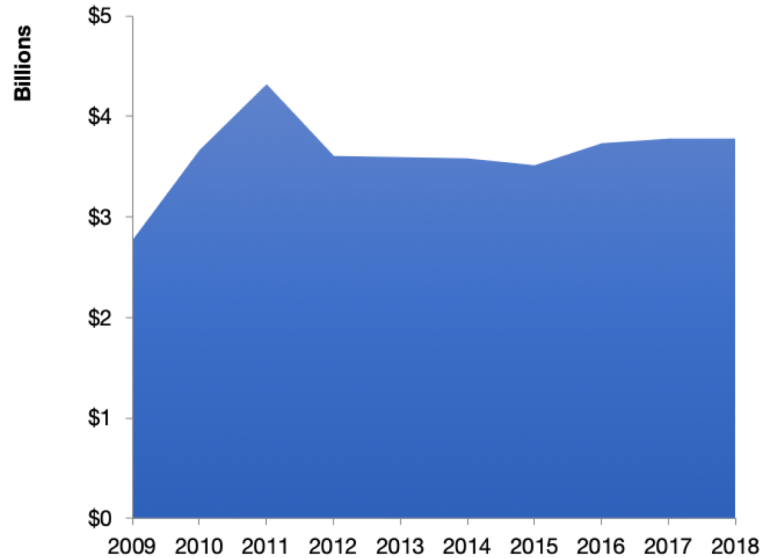
U.S. Services Supply the World

OR-1 has seen a rise in overall services exports since 2009, boosting state economic growth and jobs, and contributing to the overall U.S. services trade surplus of \$260 billion in 2018.

The U.S. services industries are the most competitive and innovative in the world. They provide new economic opportunities and contribute to the successful production of manufacturing and agriculture in the United States and abroad.

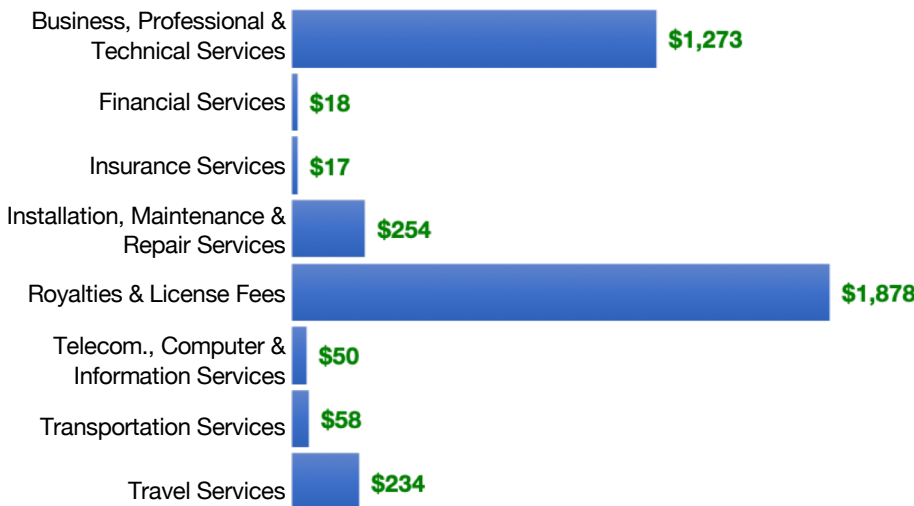
2009	2018
\$2.8 billion	\$3.8 billion

OR-1 Services Exports



OR-1 Services Exports Support 18,600 Jobs

OR-1 Services Exports by Sector, 2018 (\$ millions)



OR-1 Services Exports to Select Countries, 2018

- To China:** \$218 million in services exports supporting 1,150 jobs
- To Canada:** \$165 million in services exports supporting 950 jobs
- To Mexico:** \$91 million in services exports supporting 550 jobs
- To Korea:** \$124 million in services exports supporting 630 jobs
- To Japan:** \$190 million in services exports supporting 930 jobs
- To EU:** \$1.2 billion in services exports supporting 5,570 jobs
- To UK:** \$174 million in services exports supporting 960 jobs

* Sources: National data from the U.S. Bureau of Economic Analysis, state export and jobs data from The Trade Partnership.
Copyright 2020. The Coalition of Services Industries. All rights reserved.

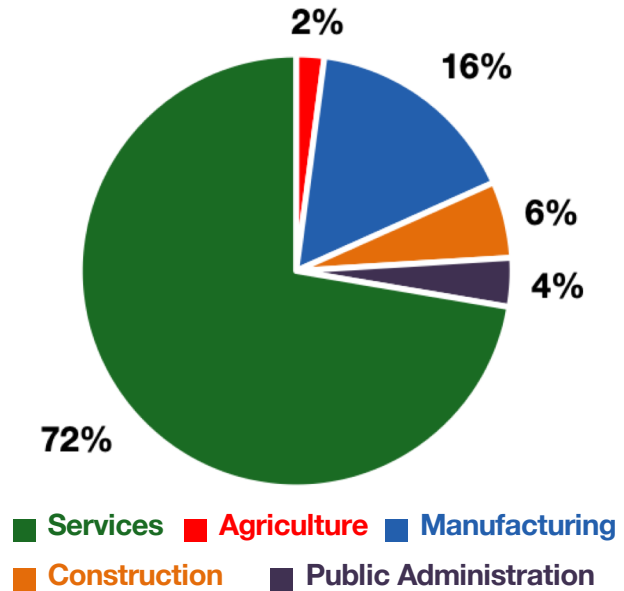
For more information on all fifty states, please visit servicescoalition.org/exports or contact admin@uscsi.org

Oregon's 1ST DISTRICT

Services Fuel U.S. Jobs and Growth

Services fuel America's economic growth and jobs, generating more than 77 percent of employment in the United States and 68 percent of GDP. Services are a major component of the manufacturing and agricultural sectors, and they boost the competitiveness of those sectors.

In OR-1, services accounted for 72 percent of all jobs in 2018. The top services sector for employment was educational services, and health care and social assistance, which alone employed 84,500 OR-1 workers.



OR-1 Services Industries Employ **304,300** Workers

OR-1 Jobs by Sector and Services Subsector, 2018

Agriculture, Forestry, & Mining	8,840
Construction	24,100
Manufacturing	68,200
Public Administration	15,300
Total Services	304,300
<i>Wholesale Trade</i>	13,000
<i>Retail Trade</i>	45,900
<i>Transportation, Warehousing, & Utilities</i>	16,800
<i>Information</i>	8,590
<i>Finance, Insurance, & Real Estate</i>	28,400
<i>Professional, Scientific, & Management</i>	54,800
<i>Education, Health Care, & Social Assistance</i>	84,500
<i>Arts, Entertainment, Accommodation, & Food</i>	35,500
<i>Other Services</i>	16,800