

Ohio's 8TH DISTRICT

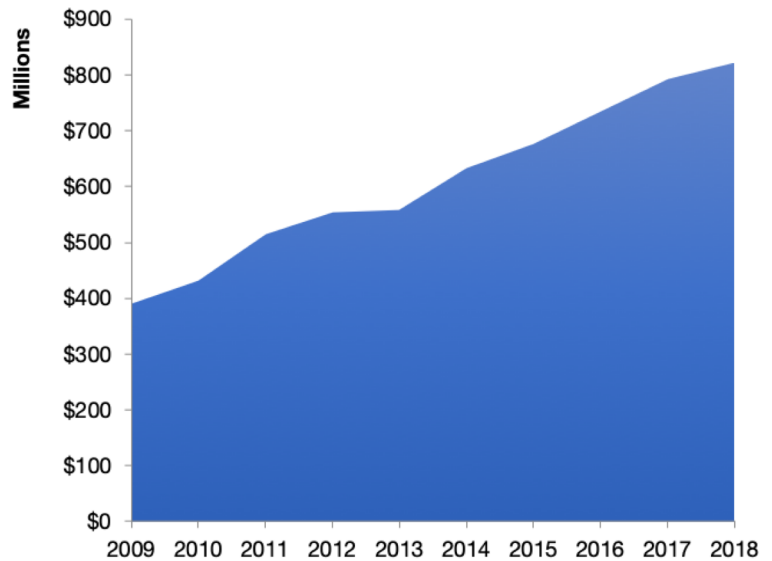
U.S. Services Supply the World

OH-8 has seen a rise in overall services exports since 2009, boosting state economic growth and jobs, and contributing to the overall U.S. services trade surplus of \$260 billion in 2018.

The U.S. services industries are the most competitive and innovative in the world. They provide new economic opportunities and contribute to the successful production of manufacturing and agriculture in the United States and abroad.

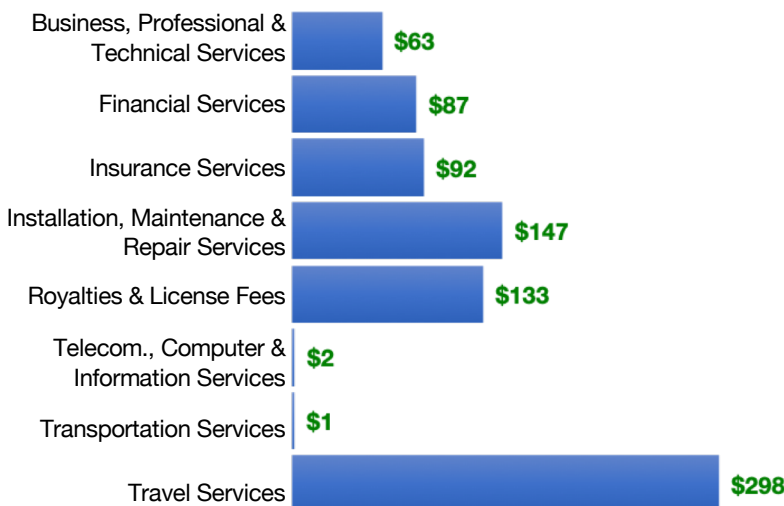
2009	2018
\$389 million	\$823 million

OH-8 Services Exports



OH-8 Services Exports Support 6,540 Jobs

OH-8 Services Exports by Sector, 2018 (\$ millions)



OH-8 Services Exports to Select Countries, 2018

- To China:** \$97 million in services exports supporting 980 jobs
- To Canada:** \$51 million in services exports supporting 390 jobs
- To Mexico:** \$29 million in services exports supporting 240 jobs
- To Korea:** \$28 million in services exports supporting 240 jobs
- To Japan:** \$45 million in services exports supporting 320 jobs
- To EU:** \$140 million in services exports supporting 950 jobs
- To UK:** \$64 million in services exports supporting 450 jobs

* Sources: National data from the U.S. Bureau of Economic Analysis, state export and jobs data from The Trade Partnership. Copyright 2020. The Coalition of Services Industries. All rights reserved.

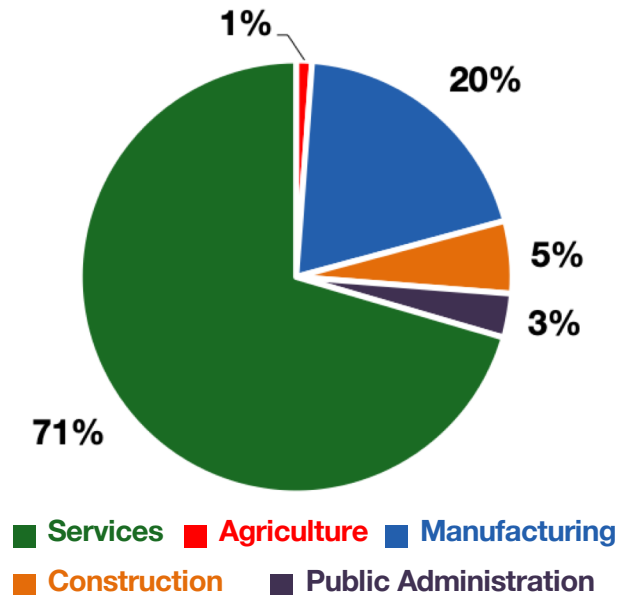
For more information on all fifty states, please visit servicescoalition.org/exports or contact admin@uscsi.org

Ohio's 8TH DISTRICT

Services Fuel U.S. Jobs and Growth

Services fuel America's economic growth and jobs, generating more than 77 percent of employment in the United States and 68 percent of GDP. Services are a major component of the manufacturing and agricultural sectors, and they boost the competitiveness of those sectors.

In OH-8, services accounted for 70 percent of all jobs in 2018. The top services sector for employment was educational services, and health care and social assistance, which alone employed 77,300 OH-8 workers.



OH-8 Services Industries Employ **245,500** Workers

OH-8 Jobs by Sector and Services Subsector, 2018

Agriculture, Forestry, & Mining	4,110
Construction	18,900
Manufacturing	68,400
Public Administration	11,500
Total Services	245,500
<i>Wholesale Trade</i>	9,670
<i>Retail Trade</i>	40,400
<i>Transportation, Warehousing, & Utilities</i>	16,400
<i>Information</i>	4,440
<i>Finance, Insurance, & Real Estate</i>	19,600
<i>Professional, Scientific, & Management</i>	31,000
<i>Education, Health Care, & Social Assistance</i>	77,300
<i>Arts, Entertainment, Accommodation, & Food</i>	31,700
<i>Other Services</i>	15,000