

Ohio's 4TH DISTRICT

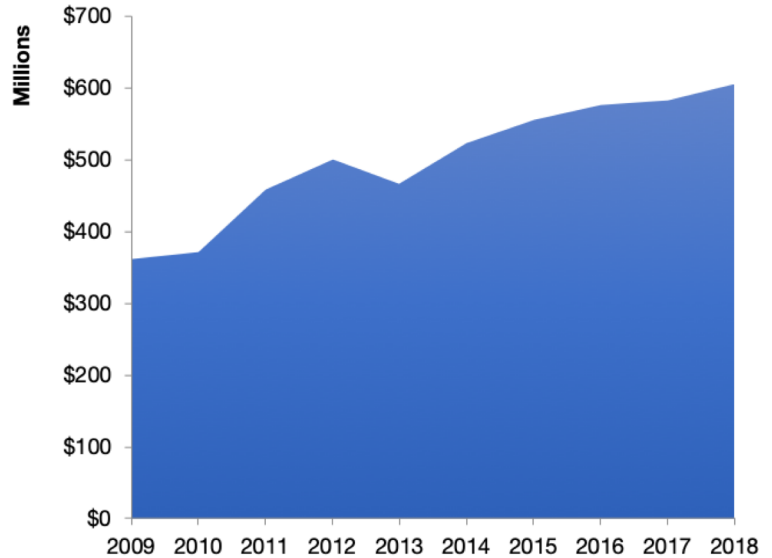
U.S. Services Supply the World

OH-4 has seen a rise in overall services exports since 2009, boosting state economic growth and jobs, and contributing to the overall U.S. services trade surplus of \$260 billion in 2018.

The U.S. services industries are the most competitive and innovative in the world. They provide new economic opportunities and contribute to the successful production of manufacturing and agriculture in the United States and abroad.

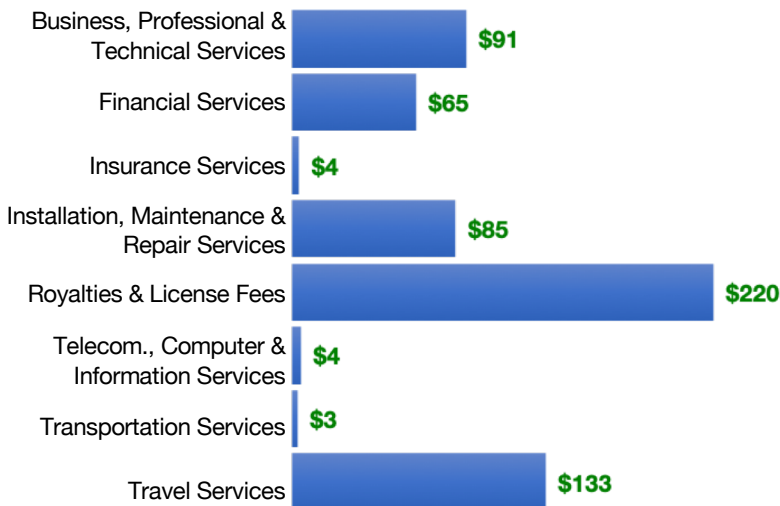
2009	2018
\$361 million	\$605 million

OH-4 Services Exports



OH-4 Services Exports Support 3,820 Jobs

OH-4 Services Exports by Sector, 2018 (\$ millions)



OH-4 Services Exports to Select Countries, 2018

- To China:** \$52 million in services exports supporting 320 jobs
- To Canada:** \$36 million in services exports supporting 250 jobs
- To Mexico:** \$22 million in services exports supporting 170 jobs
- To Korea:** \$21 million in services exports supporting 130 jobs
- To Japan:** \$29 million in services exports supporting 180 jobs
- To EU:** \$140 million in services exports supporting 830 jobs
- To UK:** \$42 million in services exports supporting 280 jobs

* Sources: National data from the U.S. Bureau of Economic Analysis, state export and jobs data from The Trade Partnership. Copyright 2020. The Coalition of Services Industries. All rights reserved.

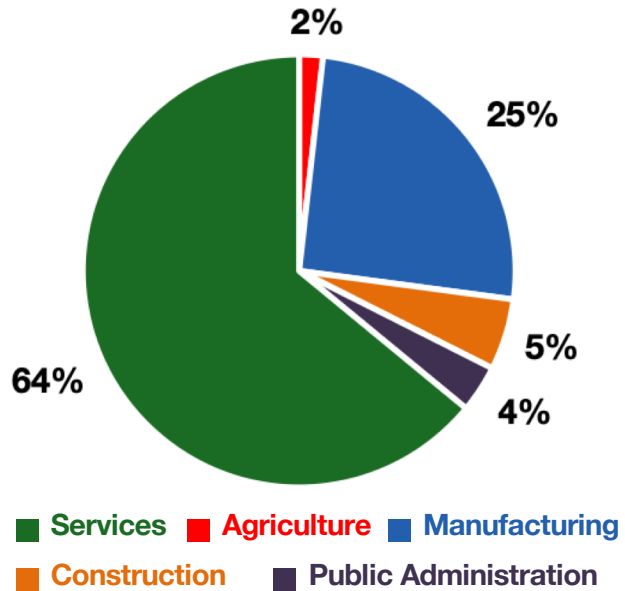
For more information on all fifty states, please visit servicescoalition.org/exports or contact admin@uscsi.org

Ohio's 4TH DISTRICT

Services Fuel U.S. Jobs and Growth

Services fuel America's economic growth and jobs, generating more than 77 percent of employment in the United States and 68 percent of GDP. Services are a major component of the manufacturing and agricultural sectors, and they boost the competitiveness of those sectors.

In OH-4, services accounted for 64 percent of all jobs in 2018. The top services sector for employment was manufacturing, which alone employed 84,500 OH-4 workers.



OH-4 Services Industries Employ **213,600** Workers

OH-4 Jobs by Sector and Services Subsector, 2018

Agriculture, Forestry, & Mining	5,910
Construction	17,800
Manufacturing	84,500
Public Administration	11,800
Total Services	213,600
<i>Wholesale Trade</i>	8,140
<i>Retail Trade</i>	34,900
<i>Transportation, Warehousing, & Utilities</i>	16,900
<i>Information</i>	3,900
<i>Finance, Insurance, & Real Estate</i>	12,700
<i>Professional, Scientific, & Management</i>	22,400
<i>Education, Health Care, & Social Assistance</i>	73,100
<i>Arts, Entertainment, Accommodation, & Food</i>	26,500
<i>Other Services</i>	15,000