

Ohio's 16TH DISTRICT

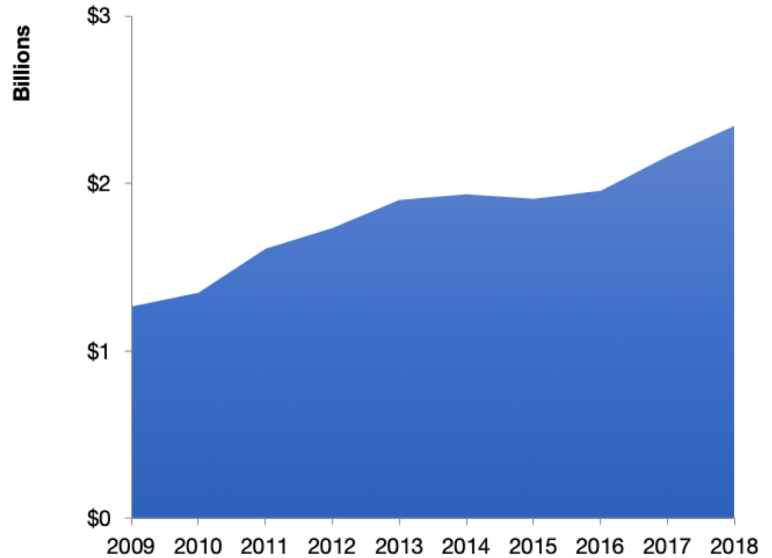
U.S. Services Supply the World

OH-16 has seen a rise in overall services exports since 2009, boosting state economic growth and jobs, and contributing to the overall U.S. services trade surplus of \$260 billion in 2018.

The U.S. services industries are the most competitive and innovative in the world. They provide new economic opportunities and contribute to the successful production of manufacturing and agriculture in the United States and abroad.

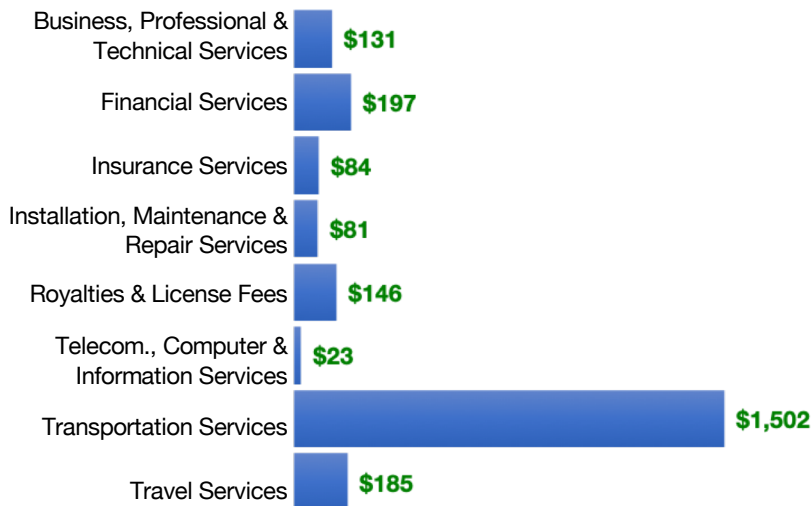
2009	2018
\$1.3 billion	\$2.3 billion

OH-16 Services Exports



OH-16 Services Exports Support **12,700** Jobs

OH-16 Services Exports by Sector, 2018 (\$ millions)



OH-16 Services Exports to Select Countries, 2018

- To China:** \$93 million in services exports supporting **550 jobs**
- To Canada:** \$208 million in services exports supporting **1,120 jobs**
- To Mexico:** \$123 million in services exports supporting **670 jobs**
- To Korea:** \$47 million in services exports supporting **270 jobs**
- To Japan:** \$100 million in services exports supporting **570 jobs**
- To EU:** \$613 million in services exports supporting **3,150 jobs**
- To UK:** \$372 million in services exports supporting **1,900 jobs**

* Sources: National data from the U.S. Bureau of Economic Analysis, state export and jobs data from The Trade Partnership.
Copyright 2020. The Coalition of Services Industries. All rights reserved.

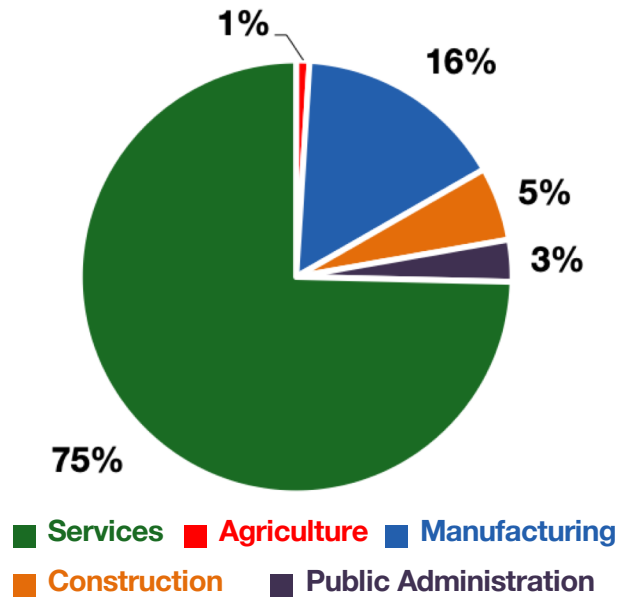
For more information on all fifty states, please visit servicescoalition.org/exports or contact admin@uscsi.org

Ohio's 16TH DISTRICT

Services Fuel U.S. Jobs and Growth

Services fuel America's economic growth and jobs, generating more than 77 percent of employment in the United States and 68 percent of GDP. Services are a major component of the manufacturing and agricultural sectors, and they boost the competitiveness of those sectors.

In OH-16, services accounted for 75 percent of all jobs in 2018. The top services sector for employment was educational services, and health care and social assistance, which alone employed 85,200 OH-16 workers.



OH-16 Services Industries Employ **274,600** Workers

OH-16 Jobs by Sector and Services Subsector, 2018

Agriculture, Forestry, & Mining	3,660
Construction	20,300
Manufacturing	57,900
Public Administration	11,500
Total Services	274,600
<i>Wholesale Trade</i>	11,400
<i>Retail Trade</i>	43,700
<i>Transportation, Warehousing, & Utilities</i>	17,400
<i>Information</i>	6,220
<i>Finance, Insurance, & Real Estate</i>	25,700
<i>Professional, Scientific, & Management</i>	36,400
<i>Education, Health Care, & Social Assistance</i>	85,200
<i>Arts, Entertainment, Accommodation, & Food</i>	31,500
<i>Other Services</i>	17,100