

Ohio's 12TH DISTRICT

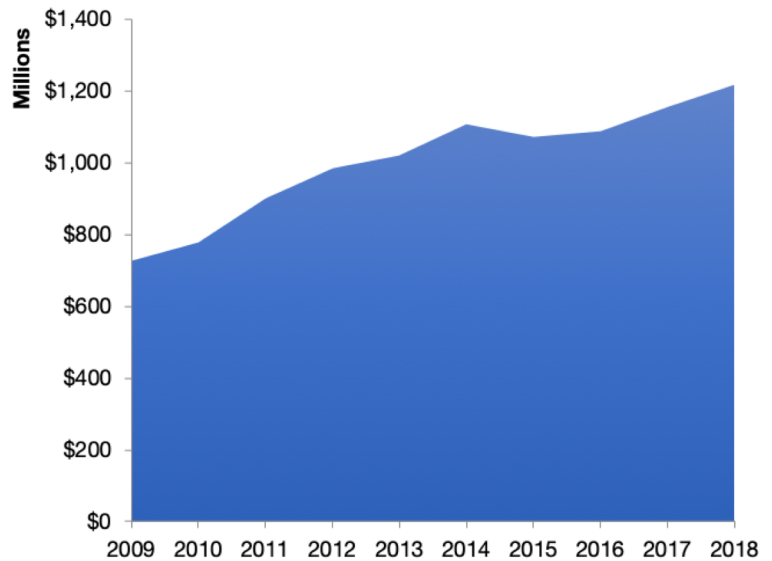
U.S. Services Supply the World

OH-12 has seen a rise in overall services exports since 2009, boosting state economic growth and jobs, and contributing to the overall U.S. services trade surplus of \$260 billion in 2018.

The U.S. services industries are the most competitive and innovative in the world. They provide new economic opportunities and contribute to the successful production of manufacturing and agriculture in the United States and abroad.

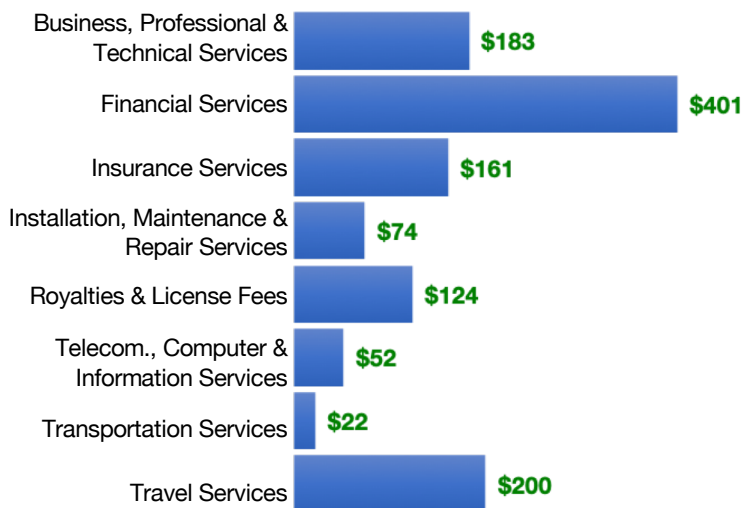
2009	2018
\$727 million	\$1.2 billion

OH-12 Services Exports



OH-12 Services Exports Support 8,110 Jobs

OH-12 Services Exports by Sector, 2018 (\$ millions)



OH-12 Services Exports to Select Countries, 2018

- To China:** \$64 million in services exports supporting 450 jobs
- To Canada:** \$98 million in services exports supporting 670 jobs
- To Mexico:** \$42 million in services exports supporting 320 jobs
- To Korea:** \$25 million in services exports supporting 180 jobs
- To Japan:** \$74 million in services exports supporting 480 jobs
- To EU:** \$234 million in services exports supporting 1,530 jobs
- To UK:** \$140 million in services exports supporting 920 jobs

* Sources: National data from the U.S. Bureau of Economic Analysis, state export and jobs data from The Trade Partnership. Copyright 2020. The Coalition of Services Industries. All rights reserved.

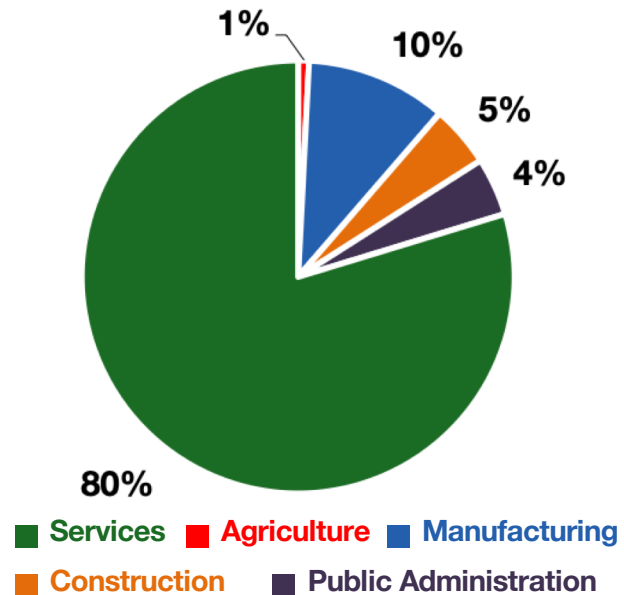
For more information on all fifty states, please visit servicescoalition.org/exports or contact admin@uscsi.org

Ohio's 12TH DISTRICT

Services Fuel U.S. Jobs and Growth

Services fuel America's economic growth and jobs, generating more than 77 percent of employment in the United States and 68 percent of GDP. Services are a major component of the manufacturing and agricultural sectors, and they boost the competitiveness of those sectors.

In OH-12, services accounted for 80 percent of all jobs in 2018. The top services sector for employment was educational services, and health care and social assistance, which alone employed 92,900 OH-12 workers.



OH-12 Services Industries Employ **309,900** Workers

OH-12 Jobs by Sector and Services Subsector, 2018

Agriculture, Forestry, & Mining	3,150
Construction	17,900
Manufacturing	41,000
Public Administration	16,800
Total Services	309,900
<i>Wholesale Trade</i>	11,400
<i>Retail Trade</i>	44,700
<i>Transportation, Warehousing, & Utilities</i>	16,100
<i>Information</i>	8,360
<i>Finance, Insurance, & Real Estate</i>	41,400
<i>Professional, Scientific, & Management</i>	44,900
<i>Education, Health Care, & Social Assistance</i>	92,900
<i>Arts, Entertainment, Accommodation, & Food</i>	34,100
<i>Other Services</i>	16,200