

New York's 1ST DISTRICT

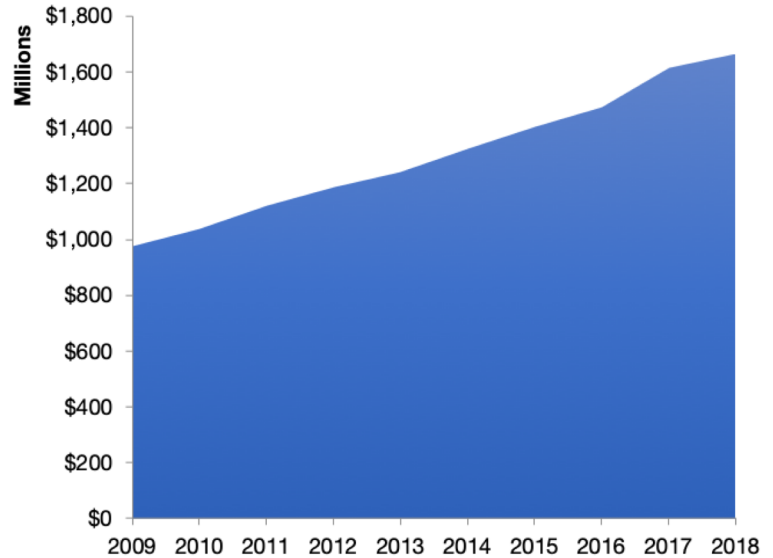
U.S. Services Supply the World

NY-1 has seen a rise in overall services exports since 2009, boosting state economic growth and jobs, and contributing to the overall U.S. services trade surplus of \$260 billion in 2018.

The U.S. services industries are the most competitive and innovative in the world. They provide new economic opportunities and contribute to the successful production of manufacturing and agriculture in the United States and abroad.

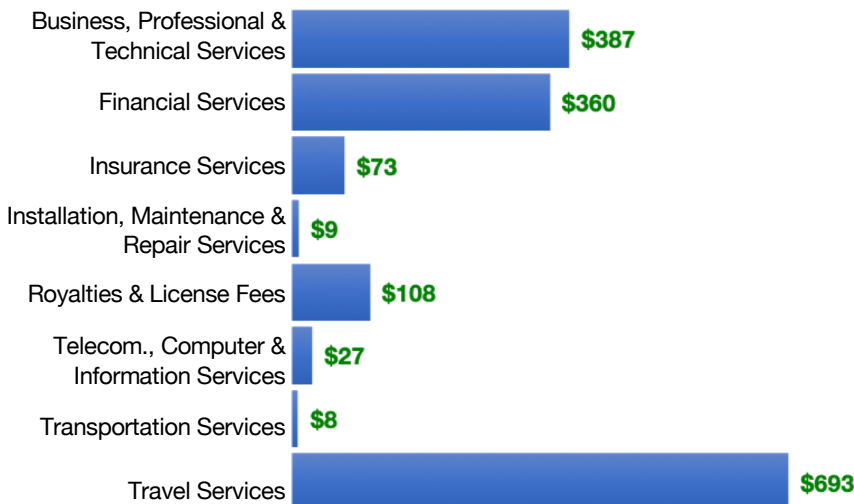
2009	2018
\$973 million	\$1.7 billion

NY-1 Services Exports



NY-1 Services Exports Support **13,000** Jobs

NY-1 Services Exports by Sector, 2018 (\$ millions)



NY-1 Services Exports to Select Countries, 2018

- To China:** \$151 million in services exports supporting **1,470 jobs**
- To Canada:** \$119 million in services exports supporting **950 jobs**
- To Mexico:** \$73 million in services exports supporting **640 jobs**
- To Korea:** \$45 million in services exports supporting **400 jobs**
- To Japan:** \$84 million in services exports supporting **610 jobs**
- To EU:** \$323 million in services exports supporting **2,240 jobs**
- To UK:** \$148 million in services exports supporting **1,070 jobs**

* Sources: National data from the U.S. Bureau of Economic Analysis, state export and jobs data from The Trade Partnership.
Copyright 2020. The Coalition of Services Industries. All rights reserved.

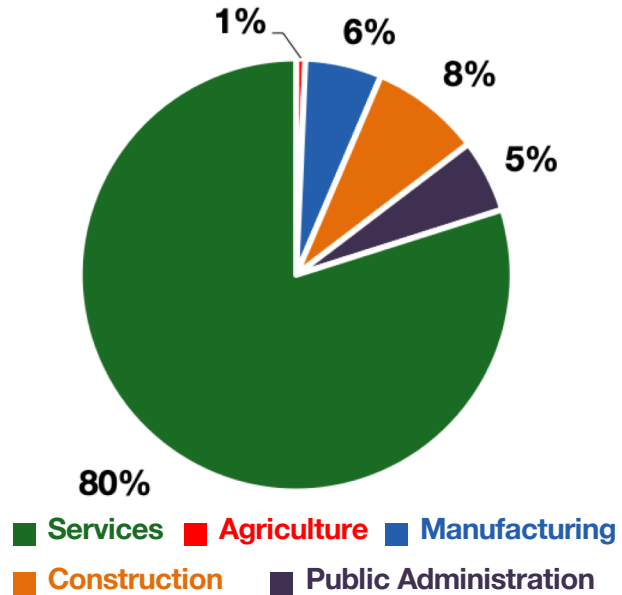
For more information on all fifty states, please visit servicescoalition.org/exports or contact admin@uscsi.org

New York's 1ST DISTRICT

Services Fuel U.S. Jobs and Growth

Services fuel America's economic growth and jobs, generating more than 77 percent of employment in the United States and 68 percent of GDP. Services are a major component of the manufacturing and agricultural sectors, and they boost the competitiveness of those sectors.

In NY-1, services accounted for 80 percent of all jobs in 2018. The top services sector for employment was educational services, and health care and social assistance, which alone employed 97,200 NY-1 workers.



NY-1 Services Industries Employ **282,100** Workers

NY-1 Jobs by Sector and Services Subsector, 2018

Agriculture, Forestry, & Mining	2,440
Construction	29,100
Manufacturing	20,200
Public Administration	19,300
Total Services	282,100
<i>Wholesale Trade</i>	11,100
<i>Retail Trade</i>	40,700
<i>Transportation, Warehousing, & Utilities</i>	18,000
<i>Information</i>	9,210
<i>Finance, Insurance, & Real Estate</i>	22,500
<i>Professional, Scientific, & Management</i>	42,500
<i>Education, Health Care, & Social Assistance</i>	97,200
<i>Arts, Entertainment, Accommodation, & Food</i>	25,200
<i>Other Services</i>	15,700