

Nevada's 3RD DISTRICT

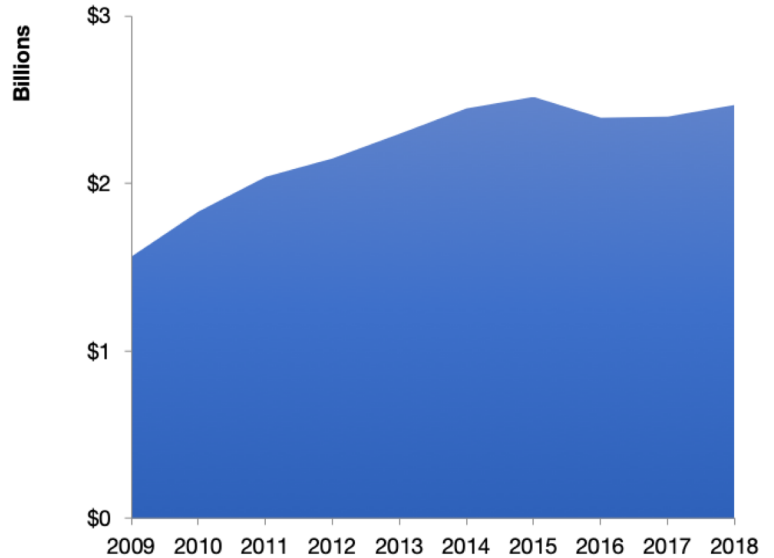
U.S. Services Supply the World

NV-3 has seen a rise in overall services exports since 2009, boosting state economic growth and jobs, and contributing to the overall U.S. services trade surplus of \$260 billion in 2018.

The U.S. services industries are the most competitive and innovative in the world. They provide new economic opportunities and contribute to the successful production of manufacturing and agriculture in the United States and abroad.

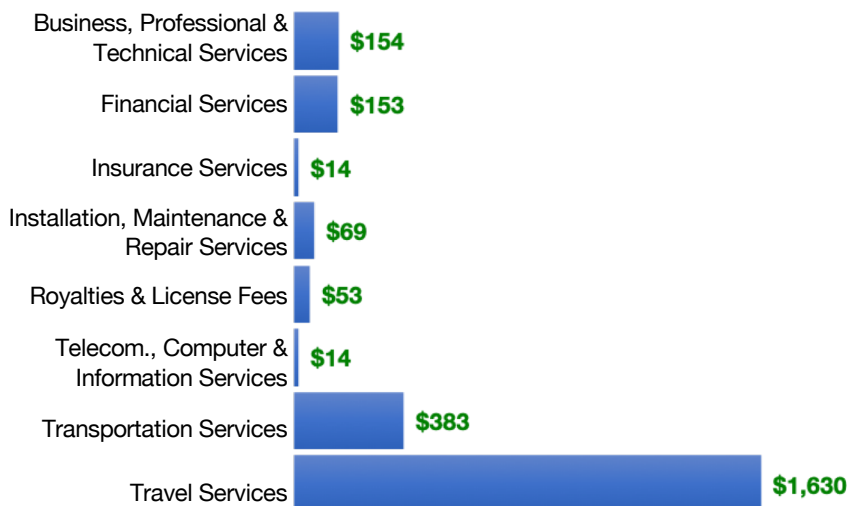
2009	2018
\$1.6 billion	\$2.5 billion

NV-3 Services Exports



NV-3 Services Exports Support 20,400 Jobs

NV-3 Services Exports by Sector, 2018 (\$ millions)



NV-3 Services Exports to Select Countries, 2018

- To China:** \$210 million in services exports supporting 1,830 jobs
- To Canada:** \$248 million in services exports supporting 2,040 jobs
- To Mexico:** \$207 million in services exports supporting 1,810 jobs
- To Korea:** \$79 million in services exports supporting 730 jobs
- To Japan:** \$166 million in services exports supporting 1,260 jobs
- To EU:** \$408 million in services exports supporting 3,310 jobs
- To UK:** \$197 million in services exports supporting 1,590 jobs

* Sources: National data from the U.S. Bureau of Economic Analysis, state export and jobs data from The Trade Partnership. Copyright 2020. The Coalition of Services Industries. All rights reserved.

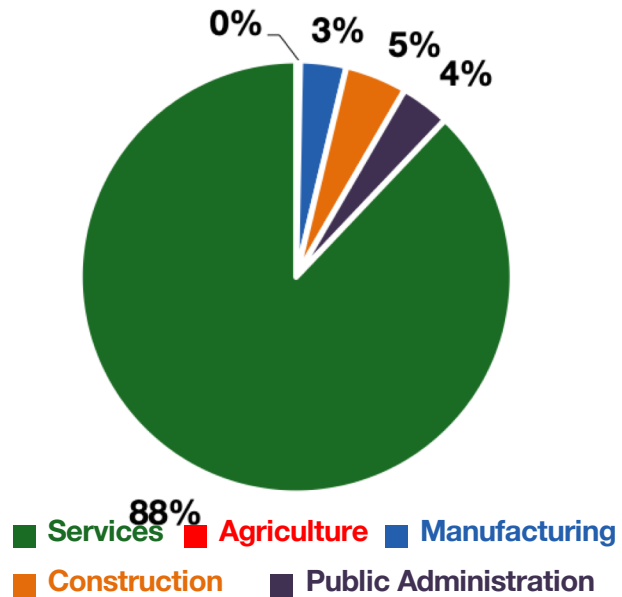
For more information on all fifty states, please visit servicescoalition.org/exports or contact admin@uscsi.org

Nevada's 3RD DISTRICT

Services Fuel U.S. Jobs and Growth

Services fuel America's economic growth and jobs, generating more than 77 percent of employment in the United States and 68 percent of GDP. Services are a major component of the manufacturing and agricultural sectors, and they boost the competitiveness of those sectors.

In NV-3, services accounted for 88 percent of all jobs in 2018. The top services sector for employment was arts, entertainment, and recreation, and accommodation and food services, which alone employed 106,800 NV-3 workers.



NV-3 Services Industries Employ **343,200** Workers

NV-3 Jobs by Sector and Services Subsector, 2018

Agriculture, Forestry, & Mining	1,170
Construction	18,100
Manufacturing	13,500
Public Administration	14,400
Total Services	343,200
<i>Wholesale Trade</i>	7,700
<i>Retail Trade</i>	44,100
<i>Transportation, Warehousing, & Utilities</i>	22,800
<i>Information</i>	6,890
<i>Finance, Insurance, & Real Estate</i>	28,500
<i>Professional, Scientific, & Management</i>	44,900
<i>Education, Health Care, & Social Assistance</i>	65,900
<i>Arts, Entertainment, Accommodation, & Food</i>	106,800
<i>Other Services</i>	15,500